



P.O. BOX 265  
OGDENSBURG, NY  
U.S.A. 13669-0265

TEL: 888-670-8729 (USA & Canada) or +1-613-686-6675 (Intl)  
FAX: 800-561-1970 (USA & Canada) or +1-613-686-6679 (Intl)

BOX 5120, LCD MERIVALE  
OTTAWA, ONTARIO  
CANADA K2C 3H4

info@avtechpulse.com - http://www.avtechpulse.com/

PERFORMANCE CHECKSHEET

Model: AVO-9L-B-P-AC03-P1B-T1B  
Type: Ultra-High-Speed Laser Diode Driver  
S.N.: 12347  
Date: January 7, 2010

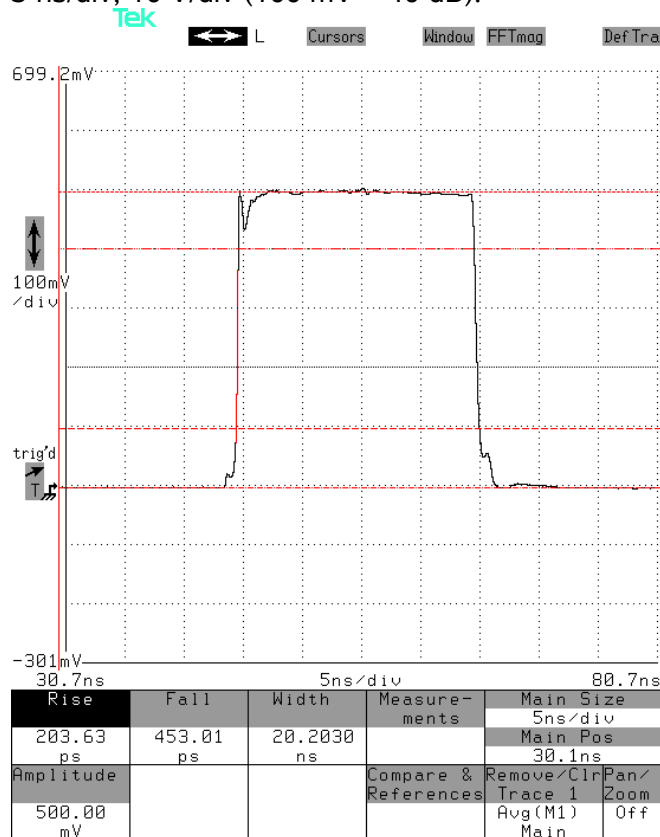
Output Amplitude: to +2A  
Pulse Width (FWHM): 1 – 20 ns  
Rise Time (20%-80%): ≤ 0.5 ns  
Fall Time (80%-20%): ≤ 0.5 ns  
PRF: 1 Hz - 20 kHz  
Jitter, Stability: OK  
Prime Power: 100-240V AC, 50-60 Hz.

Basic specifications: →

Test Waveforms

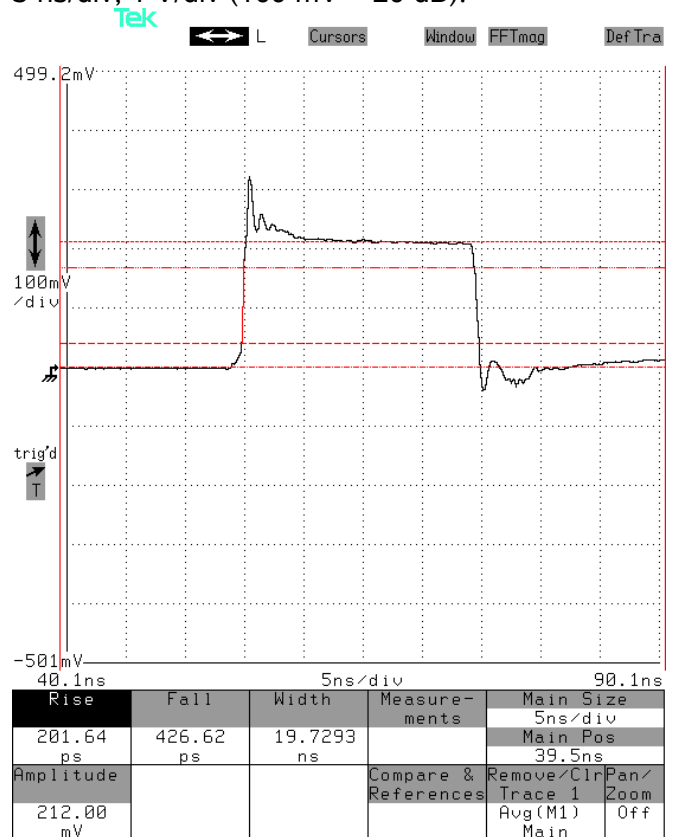
Mainframe output, 50V into 50Ω, 20 kHz, 20 ns pulse width:

5 ns/div, 10 V/div (100 mV × 40 dB):



“MI” output of AVX-S1-HC-P1B-T1B into 50 Ohms, with an 1N459A diode installed in the DUT socket, for 50V, 20 kHz, 20 ns pulse width:

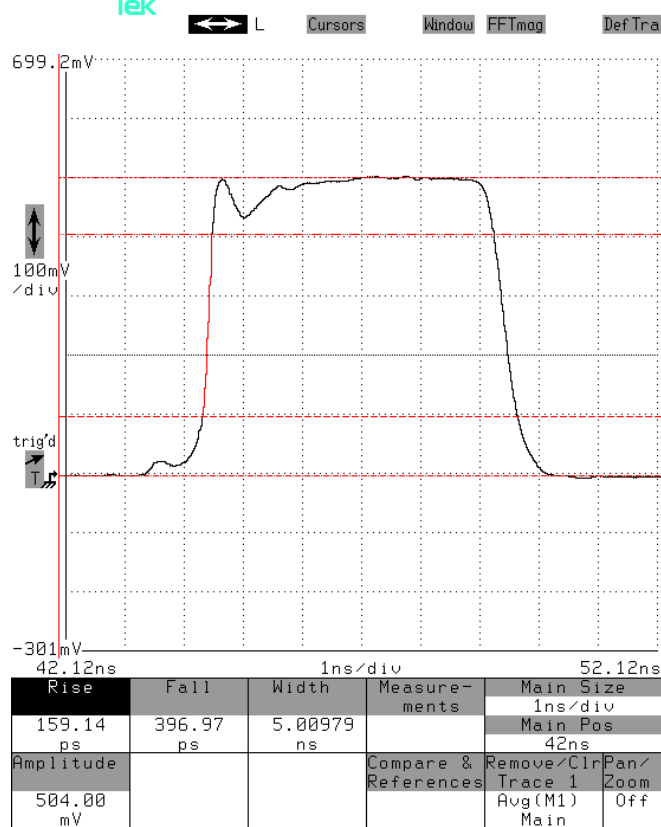
5 ns/div, 1 V/div (100 mV × 20 dB):



The leading edge spike is caused by the diode turn-on transient.

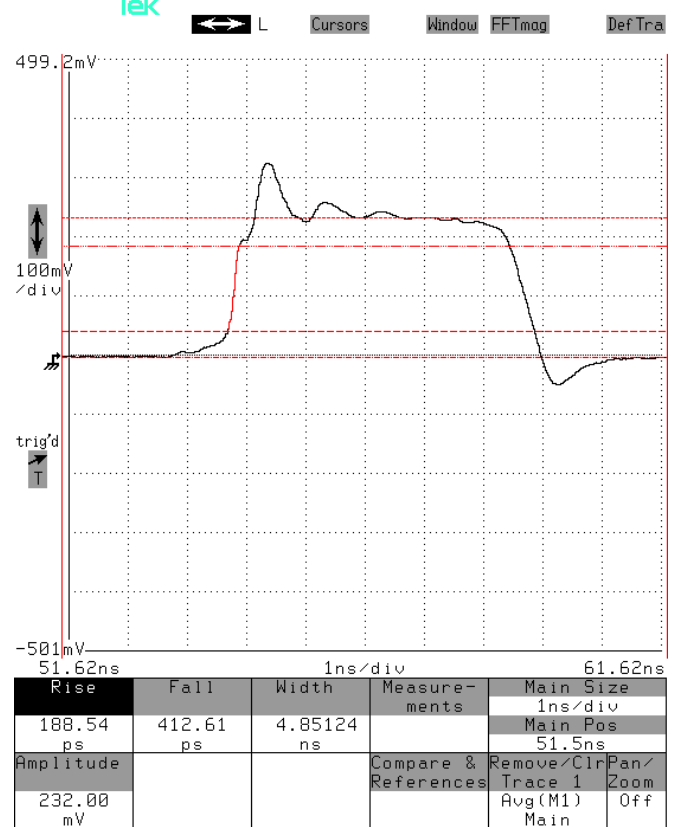
Mainframe output, 50V into 50Ω, 20 kHz, 5 ns pulse width:

1 ns/div, 10 V/div (100 mV × 40 dB):



“MI” output of AVX-S1-HC-P1B-T1B into 50 Ohms, with an 1N459A diode installed in the DUT socket, for 50V, 20 kHz, 5 ns pulse width:

1 ns/div, 1 V/div (100 mV × 20 dB):



The leading edge spike is caused by the diode turn-on transient.