



P.O. BOX 265  
OGDENSBURG, NY  
U.S.A. 13669-0265

TEL: 888-670-8729 (USA & Canada) or +1-613-686-6675 (Intl)  
FAX: 800-561-1970 (USA & Canada) or +1-613-686-6679 (Intl)

BOX 5120, LCD MERIVALE  
OTTAWA, ONTARIO  
CANADA K2C 3H5

info@avtechpulse.com - http://www.avtechpulse.com/

PERFORMANCE CHECKSHEET

Model: AVR-EB2A-B-R5-SOT23B-2YW  
Type: Semiconductor Device Tester  
S.N.: 13264  
Date: February 19, 2015

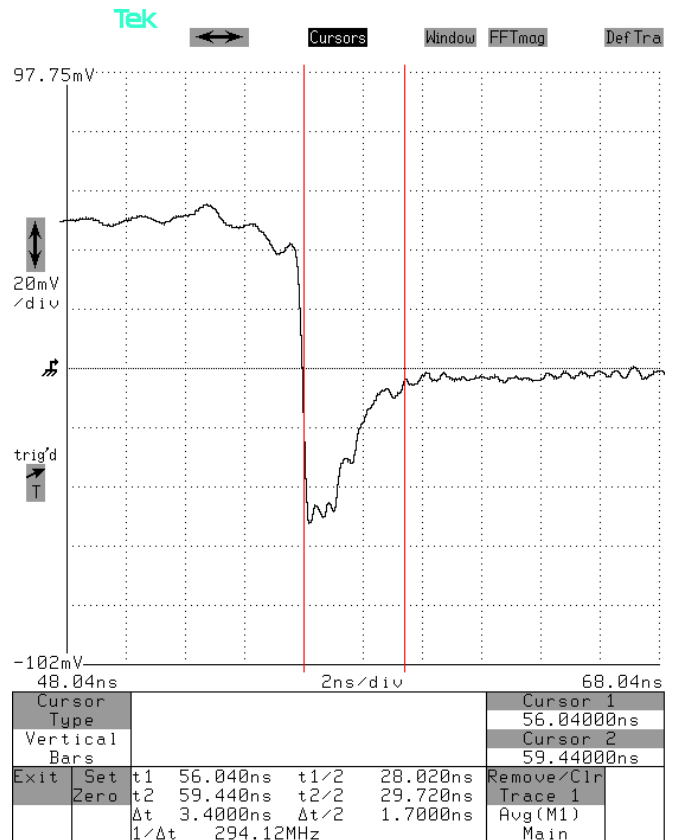
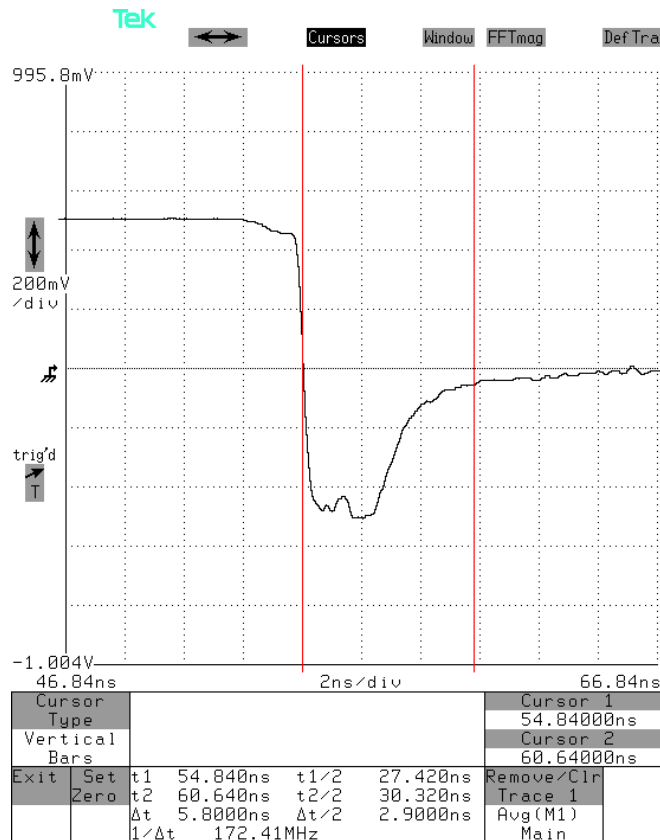
Output Amplitude: to +100 mA, -100 mA  
Pulse Width (FWHM): 200 ns  
Switching Time,  
+ to -, 10%-90%: ≤ 300 ps (at mainframe)  
PRF: 1 - 10 kHz  
Jitter, Stability: OK  
Prime Power: 100-240V AC, 50-60 Hz.

Basic specifications: →

Test Waveforms

With a Fairchild MMBD4148CC installed in the AVX-CA-SOT23B test jig, with pin 1 = anode, pin 3 = cathode, pin 2 = unused. 40 mA/div, 2 ns/div.

With a Fairchild MMBD4148CC installed in the AVX-CA-SOT23B test jig, with pin 2 = anode, pin 3 = cathode, pin 1 = unused. 4 mA/div, 2 ns/div.



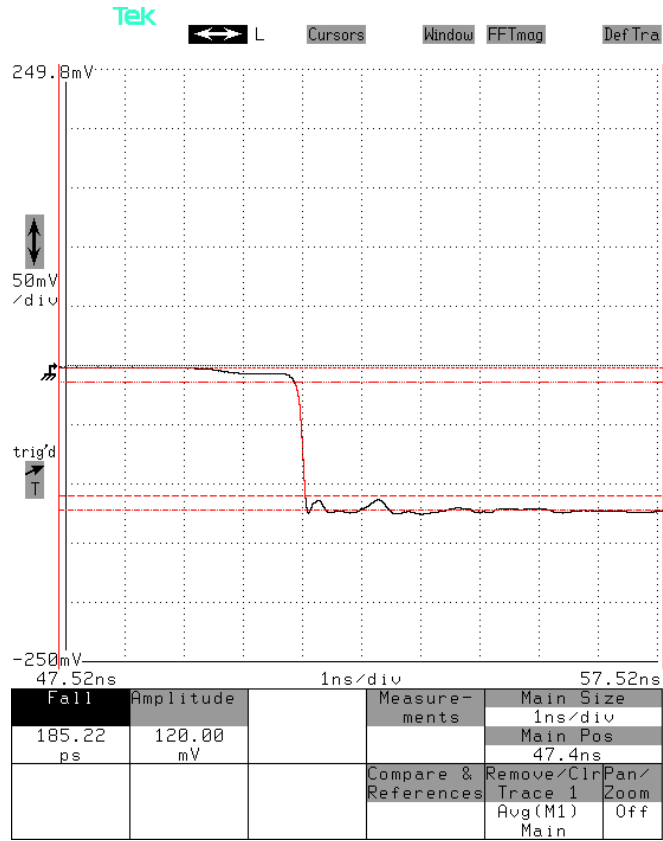
I<sub>F</sub> = +100 mA, I<sub>R</sub> = - 100 mA, I<sub>RR</sub> = - 10 mA,

I<sub>F</sub> = +10 mA, I<sub>R</sub> = - 10 mA, I<sub>RR</sub> = - 1 mA,

Measured t<sub>RR</sub> = 5.8 ns.

Measured t<sub>RR</sub> = 3.4 ns.

Pulse output directly from mainframe, with the test jig bypassed (2 V/div, 1 ns/div):



Shows a 10%-90% transition time of 185 ps.