



info@avtechpulse.com
http://www.avtechpulse.com/

Tel: 888-670-8729 (USA & Canada) or +1-613-686-6675 (Intl)
Fax: 800-561-1970 (USA & Canada) or +1-613-686-6679 (Intl)

BOX 5120, LCD MERIVALE
OTTAWA, CANADA K2C3H5

PERFORMANCE CHECKSHEET

Model: AVR-EB2A-B-AC22-VXI-X2-QTKA
Type: Semiconductor Device Tester
S.N.: 13849
Date: March 8, 2019

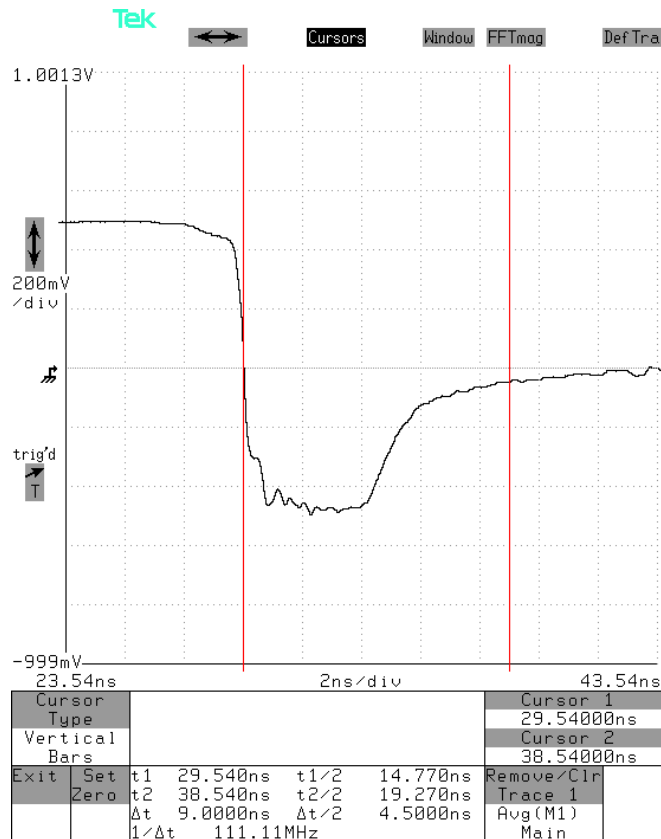
Output Amplitude: to +100 mA, -100 mA
Pulse Width (FWHM): 200 ns
Switching Time,
+ to -, 10%-90%: ≤ 500 ps (at mainframe)
PRF: 1 - 10 kHz
Jitter, Stability: OK
Prime Power: 100-240V AC, 50-60 Hz.

Basic specifications: →

Test Waveforms

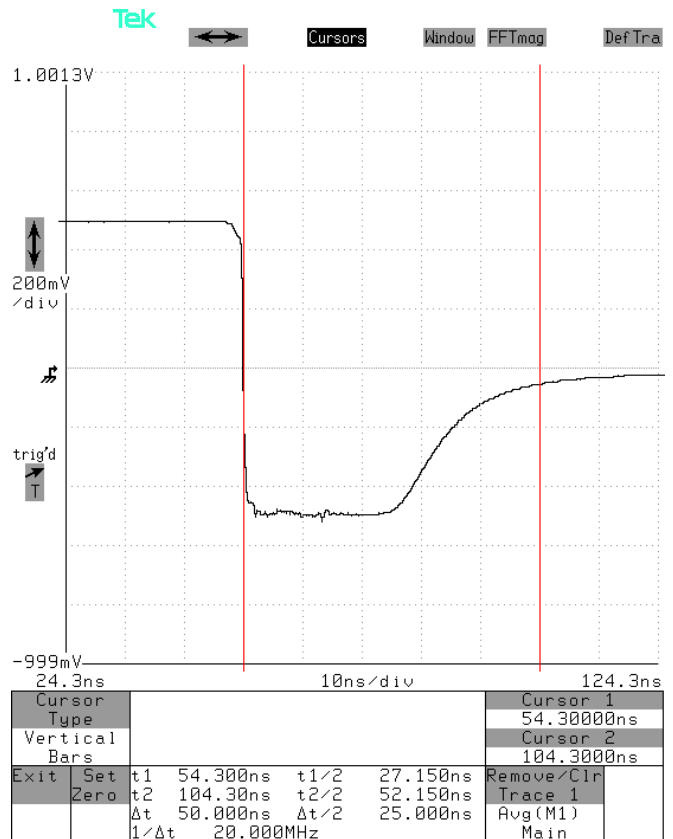
With a 1N4148 installed in the AVX-CA-AR1 test jig (S/N 13850), 40 mA/div, 2 ns/div:

With a 1N5811US installed in the AVX-CA-AR1 test jig (S/N 13850), 40 mA/div, 10 ns/div:



$I_F = +100 \text{ mA}$, $I_R = -100 \text{ mA}$

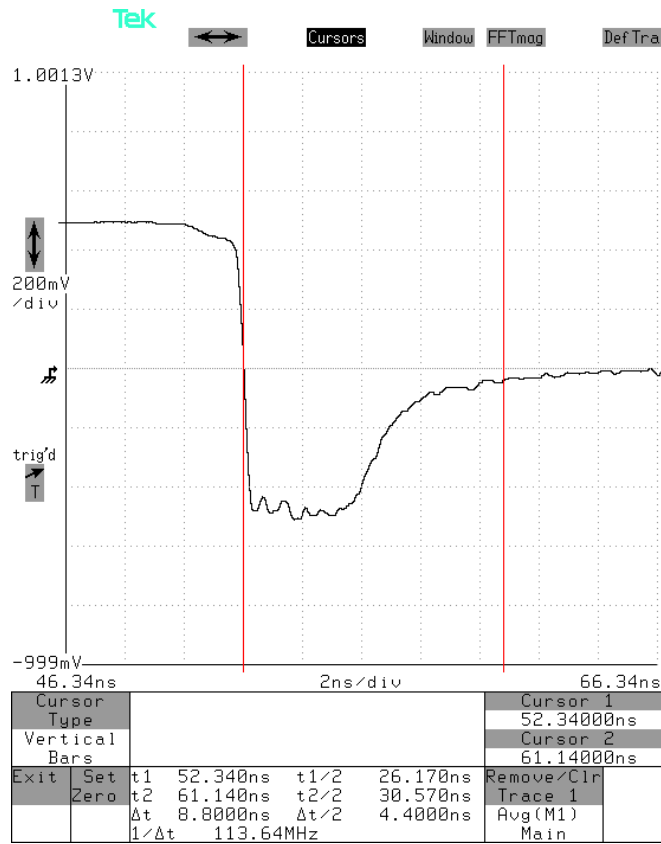
Measured $t_{RR} = 9.0 \text{ ns}$.



$I_F = +100 \text{ mA}$, $I_R = -100 \text{ mA}$

Measured $t_{RR} = 50 \text{ ns}$.

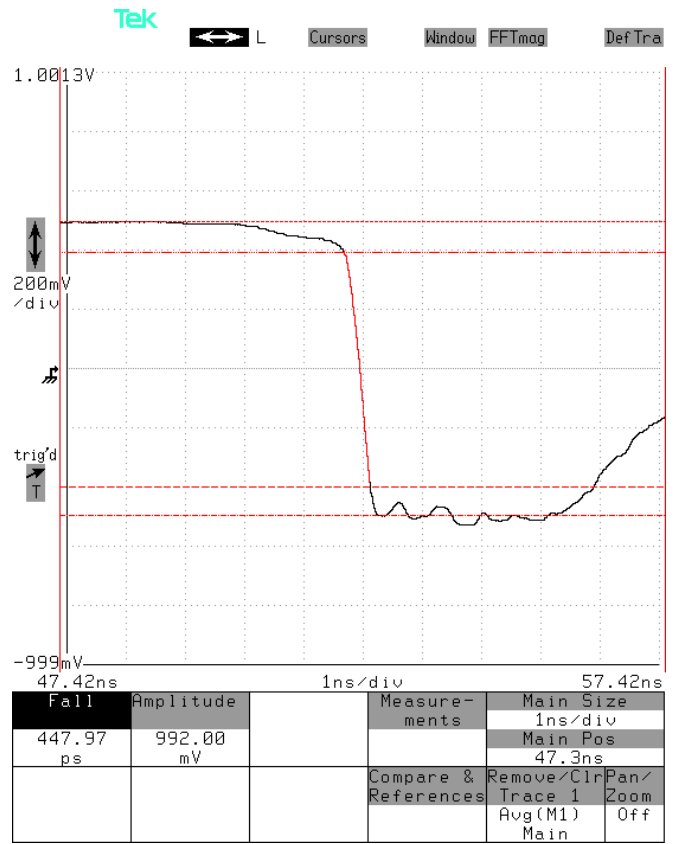
With a 1N4148 installed in the AVX-CA-DO35-QTKA test jig, 40 mA/div, 2 ns/div:



$I_F = +100 \text{ mA}$, $I_R = -100 \text{ mA}$

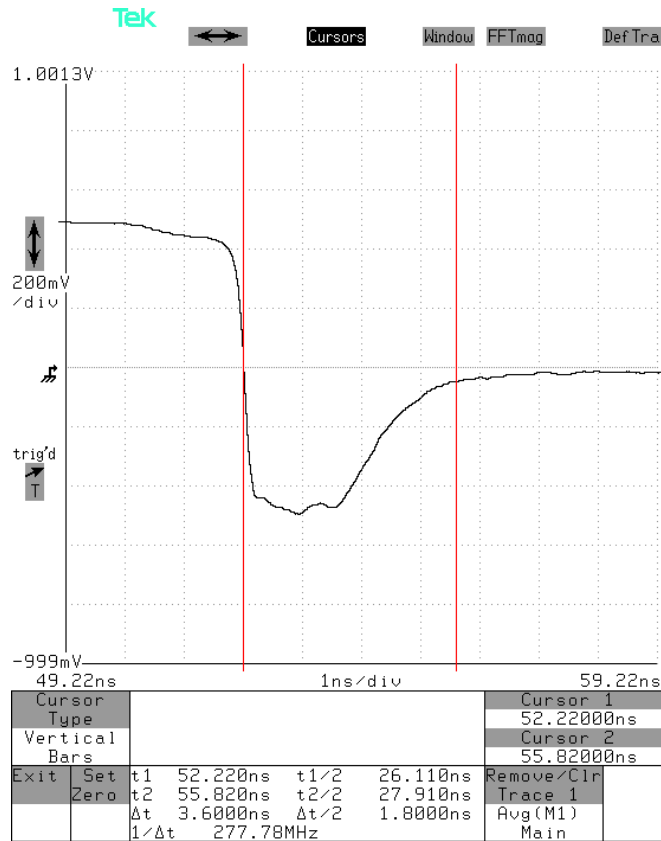
Measured $t_{RR} = 8.8 \text{ ns}$.

Same as previous, scaled to showing switching time, with a 1N4148 installed in the AVX-CA-DO35-QTKA test jig, 40 mA/div, 1 ns/div



Shows a 10%-90% transition time of ~ 448 ps.

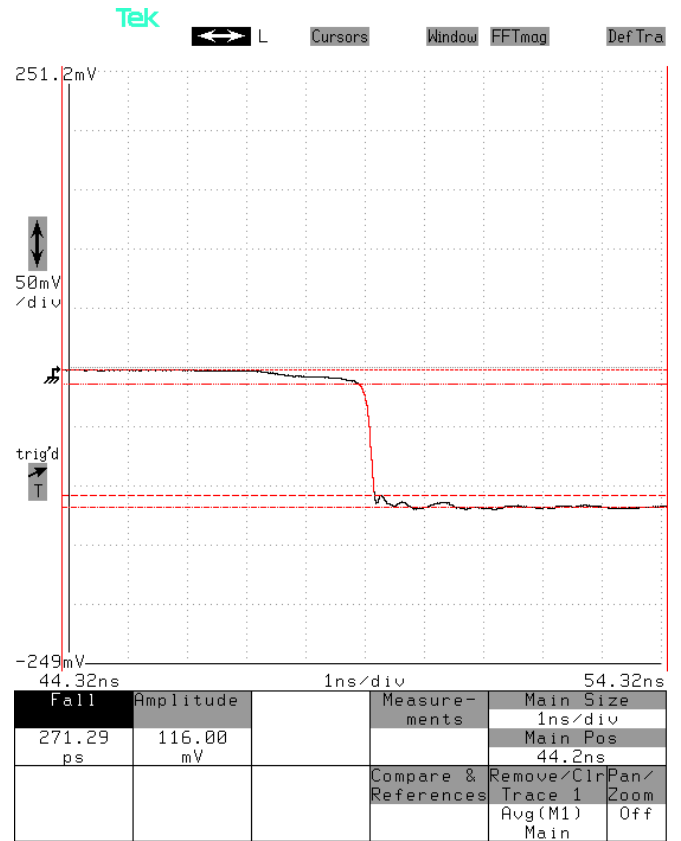
With a MMSD4148T1G installed in the AVX-CA-SOD123-QTKA test jig, 40 mA/div, 1 ns/div:



$I_F = +100 \text{ mA}$, $I_R = -100 \text{ mA}$

Measured $t_{RR} = 3.6 \text{ ns}$.

-24V pulse output directly from mainframe, with the test jig bypassed (5 V/div, 1 ns/div):



Shows a 10%-90% transition time of ~ 271 ps.