



P.O. BOX 265
OGDENSBURG, NY
U.S.A. 13669-0265

TEL: 888-670-8729 (USA & Canada) or +1-613-686-6675 (Intl)
FAX: 800-561-1970 (USA & Canada) or +1-613-686-6679 (Intl)

BOX 5120, LCD MERIVALE
OTTAWA, ONTARIO
CANADA K2C 3H4

info@avtechpulse.com - http://www.avtechpulse.com/

PERFORMANCE CHECKSHEET

Model: AVR-EB4-B
Type: Semiconductor Device Tester
S.N.: 12686
Date: July 13, 2011

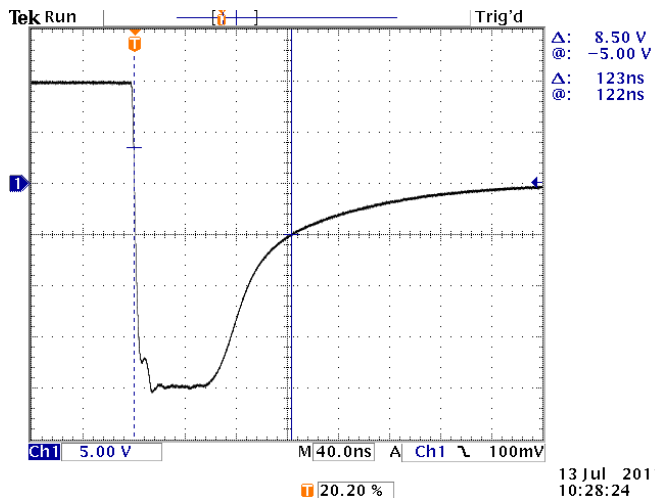
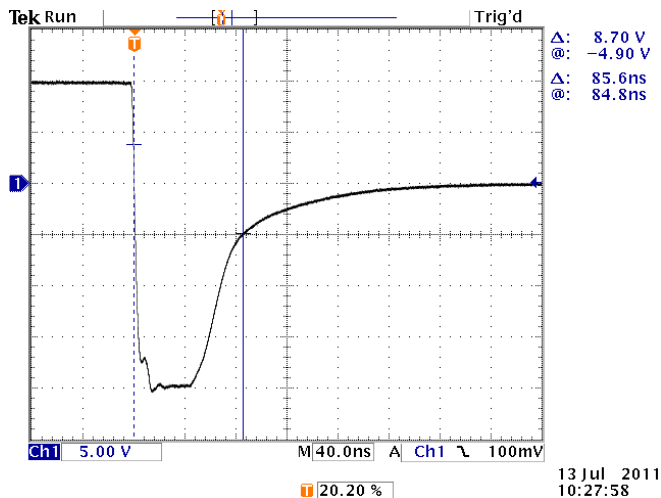
Output Amplitude: to +2A, -4A
Pulse Width (FWHM): 2 – 20 us
Switching Time,
+ to -, 10%-90%: ≤ 4.5 ns
PRF: 1 - 100 Hz
Jitter, Stability: OK
Prime Power: 100-240V AC, 50-60 Hz.

Basic specifications: →

Test Waveforms

With an On Semi 1N4937 (date code 0821) installed in the AVX-TRR-MIX test jig, connected using the 60 cm / 24" coaxial cable:

With an On Semi 1N4937 (date code 1029) installed in the AVX-TRR-MIX test jig, connected using the 60 cm / 24" coaxial cable:



$I_F = +2A, I_R = -4A, I_{RR} = -1A.$

$I_F = +2A, I_R = -4A, I_{RR} = -1A.$

100 Hz, 20 us PW.

100 Hz, 20 us PW.

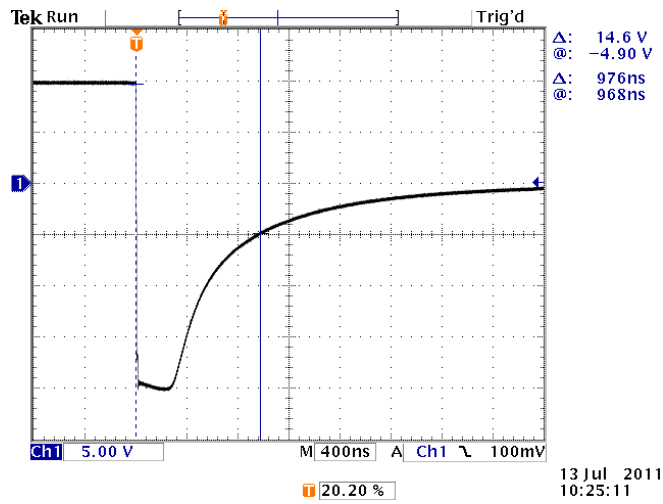
5V (1A) / div, 20 ns/div.

5V (1A) / div, 20 ns/div.

Measured $t_{RR} = 85.6$ ns.

Measured $t_{RR} = 123$ ns.

With a generic 1N4004 installed in the AVX-TRR-MIX test jig, connected using the 60 cm / 24" coaxial cable:



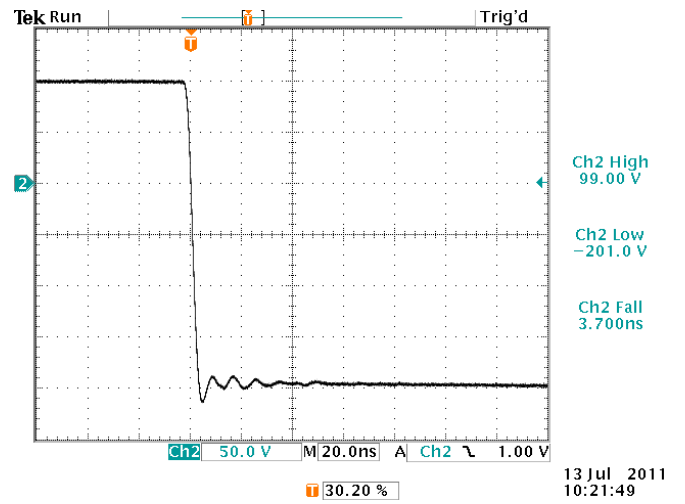
$I_F = +2A$, $I_R = -4A$, $I_{RR} = -1A$.

100 Hz, 20 μ s PW.

5V (1A) / div, 400 ns/div.

Measured $t_{RR} = 976$ ns.

Mainframe output, with a zero Ohm jumper installed in the AVX-TRR-MIX test jig



50 V / div, 20 ns/div. +100V, -200V.

10% - 90% fall time shown.