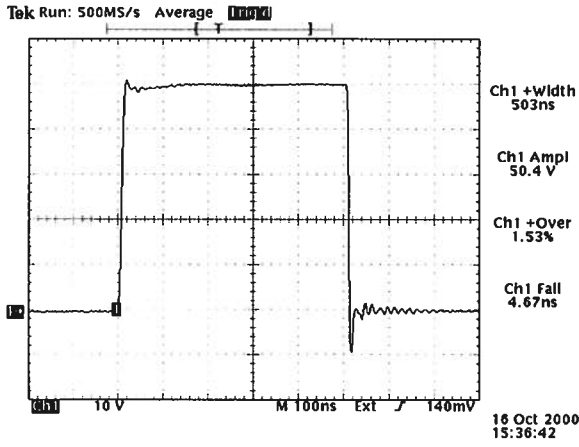


PULSE GENERATOR
PERFORMANCE CHECK

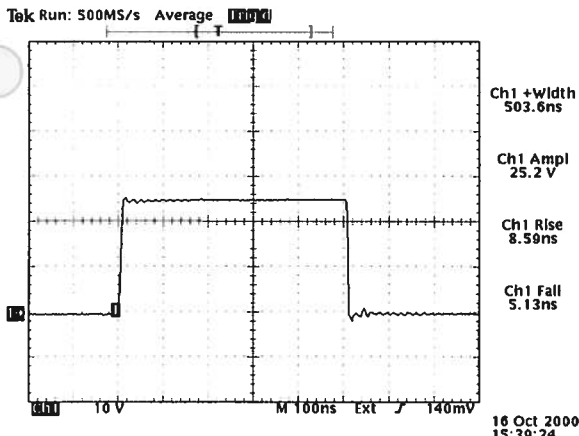
Model: AV-1015-B

S.N.: 9543

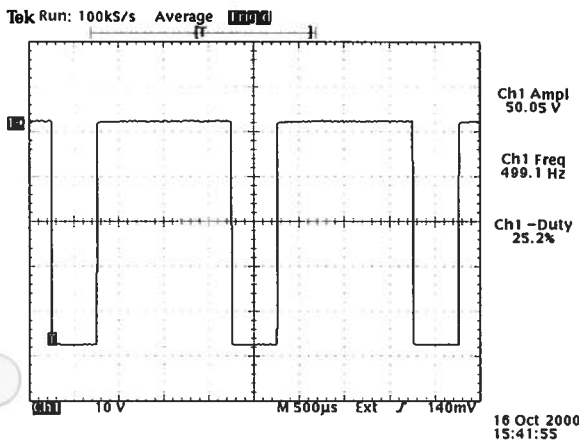
Date: October 16, 2000



+50V amplitude, 50Ω load, $Z_{OUT} = 2\Omega$, PW = 500 ns



+50V amplitude, 50Ω load, $Z_{OUT} = 50\Omega$, PW = 500 ns



-50V into 50Ω load, $Z_{OUT} = 2\Omega$,
500 us PW, 500 Hz PRF, 10V/div, 500 us/div

a) Output Signal Amplitude: 0 to ±50V ✓

b) Pulse Width: 20 ns - 10 ms,
25% duty cycle ✓

c) Rise Time: ≤ 10 ns ✓

d) Fall Time: ≤ 10 ns ✓

e) PRF: 0.1Hz - 10 MHz ✓

f) Jitter, Stability: OK ✓

g) Prime Power: 120/240V AC, 50-60 Hz, ✓



AVTECH ELECTROSYSTEMS LTD.

NANOSECOND WAVEFORM ELECTRONICS
SINCE 1975

P.O. BOX 265
OGDENSBURG, NY
U.S.A. 13669-0265
TEL: (315) 472-5270
FAX: (613) 226-2802

TEL: 1-800-265-6681
FAX: 1-800-561-1970

e-mail: info@avtechpulse.com
http://www.avtechpulse.com

P.O. BOX 5120 STN. F
OTTAWA, ONTARIO
CANADA K2C 3H4
TEL: (613) 226-5772
FAX: (613) 226-2802

"-B" Functional Test & Calibration Certificate

Date of test:	October 16, 2000				Tester:	MJC
Programmed model name:	AV-1015-B					
Programmed serial number:	9543					
Firmware revision:	2.22					
Internal trigger checked at:	1 Hz	100 Hz	10 kHz	1 MHz	10 MHz	
Actual measured output ¹ :	1.006 Hz	100.6 Hz	10.02 kHz	0.990 MHz	10.02 MHz	
External trigger checked:	yes			Gate checked:	yes	
Trigger load resistor present:	yes					
Manual trigger checked:	yes					
Pulse compression checked:	yes	Low Amplitude PW Distortion Nulled:			N/A	
Pulse width checked at:	20 ns	1 us	100 us	10 ms	10 Hz, +50V, into 50 Ohms	
Actual measured output ² :	20.3 ns	0.996 us	100.5 us	10.0 ms		
PWin = PWout mode checked:	yes	DC mode checked:			N/A	
Duty Cycle Limit:	25%					
Delay nulled:	yes					
Delay checked at:	1 us	10 us	100 us	10 ms	10 Hz, +50V, into 50 Ohms	
Actual measured output ¹ :	1.008 us	10.00 us	100.2 us	10.03 ms		
Double pulse checked:	yes					
Invert mode checked:	N/A					
ECL/TTL modes checked:	N/A					
Zout switch checked:	yes					
Amplitude checked at:	-5V	+10V	-25V	+50V	10 Hz, 10 us, into 50 Ohms	
Actual measured output ² :	-4.98V	+10.0V	-25.2V	+50.4V		
Amplitude polarity:	+/-					
Zout calibration:	N/A					
Electronic amplitude control:	OK					
External amplify mode:	N/A					
Ultraviolet flux removed:	OK					
Monitor V/I Ratio:	N/A		Monitor offset nulled:			
LCD Monitor calibrated:	N/A		Monitor offset nulled:			
Mon. Single Pulse/Min PW OK:	N/A		SHA Cap:			
Offset checked at:	N/A					
Actual measured output ² :	N/A					
Offset nulled (output on):	N/A		Amplitude-dependent offset nulled:			
Offset nulled (output off):	N/A					
RS-232 checked:	yes					
Sync pulse width checked:	50 ns					
Circuit Boards:	PS:	93	Main:	108		
Overload Trigger Resistance:	Trips at:	N/A	Installed:	6.9k		
DC fuses:	Positive:	2A	Negative:	N/A		
AC Current at 115 VAC:	Quiescent:	0.44A	Max. Load:	0.69A		
AC fuse:	1A					
Photographed:	yes					

¹ Checked with: Fluke PM6681 Counter, referenced to Datum ExacTime 9390-6000 GPS Frequency Reference

² Checked with: Tektronix TDS360 digital oscilloscope for PW ≥ 5 ns,
Tektronix 7704A/7S11/7T11/S4 sampling oscilloscope system for PW < 5 ns.