



P.O. BOX 265
OGDENSBURG, NY
U.S.A. 13669-0265
TEL: (315) 472-5270
FAX: (613) 226-2802

TEL: 1-800-265-6681
FAX: 1-800-561-1970

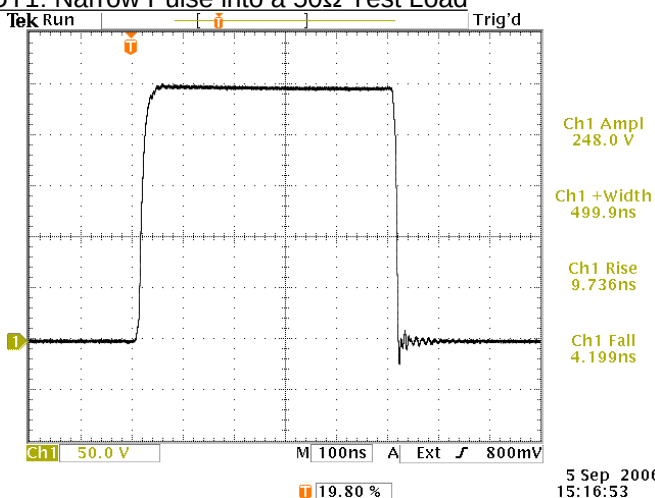
e-mail: info@avtechpulse.com
http://www.avtechpulse.com/

BOX 5120, LCD MERIVALE
OTTAWA, ONTARIO
CANADA K2C 3H4
TEL: (613) 226-5772
FAX: (613) 226-2802

PERFORMANCE CHECKSHEET

Model: AVR-3-PW-TEK3-B-P
S.N.: 11234 (re-calibration)
Date: September 5, 2006

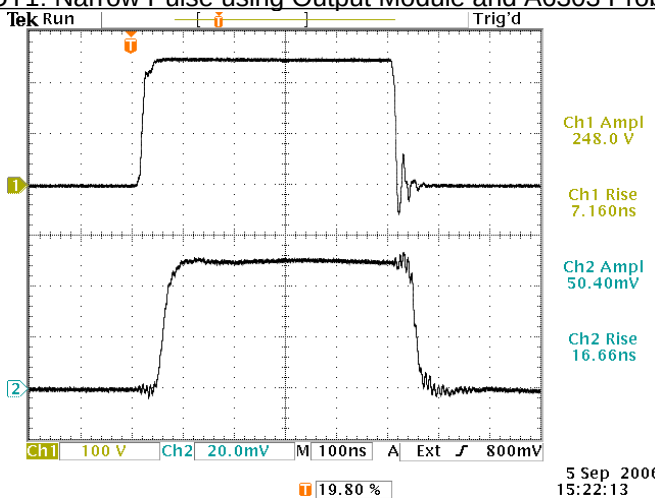
OUT1: Narrow Pulse into a 50Ω Test Load



Output of "OUT1" connector, terminated into an external 50 Ohm test load. Viewed with TDS3052 scope. 50V/div, 100 ns/div. 10 Hz.

- a) Output Signal Amplitude (to 50Ω):
OUT1: 0 to +250V (+5A max.)
OUT2: 0 to +50 V (+1A max.)
- b) Pulse Width:
OUT1: 250 ns to 250 us
OUT1: 50 ns to 200 ns
- c) Rise Time (20-80%):
OUT1: < 10 ns
OUT2: < 0.5 ns
- d) Fall Time (80-20%):
OUT1: < 10 ns
OUT2: < 0.5 ns

OUT1: Narrow Pulse using Output Module and A6303 Probe



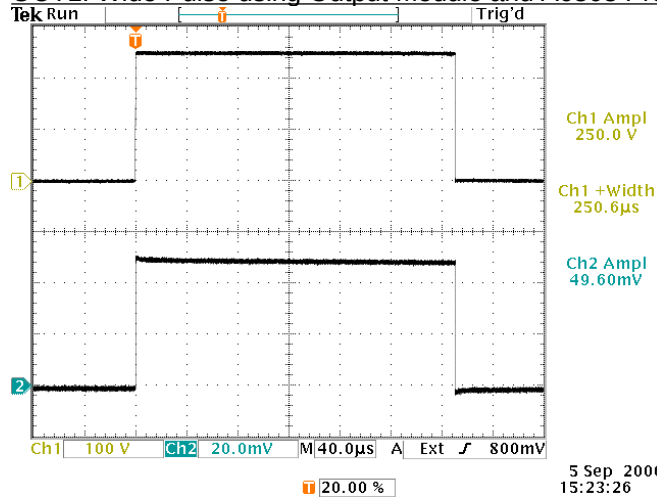
Top: +250V voltage waveform (measured at clamping cable).
Bottom: Output of A6303 probe, viewed with TDS3052 scope.
The A6303 probe is clamped to the shorting cable.

- e) PRF: 0 - 10 kHz
- f) Jitter, Stability: OK
- g) Prime Power: 100-240V AC, 50-60 Hz.

The current probes used in obtaining these waveforms are not calibrated, and are for examples purposes only. The amplitudes from the probes may be out of tolerance.

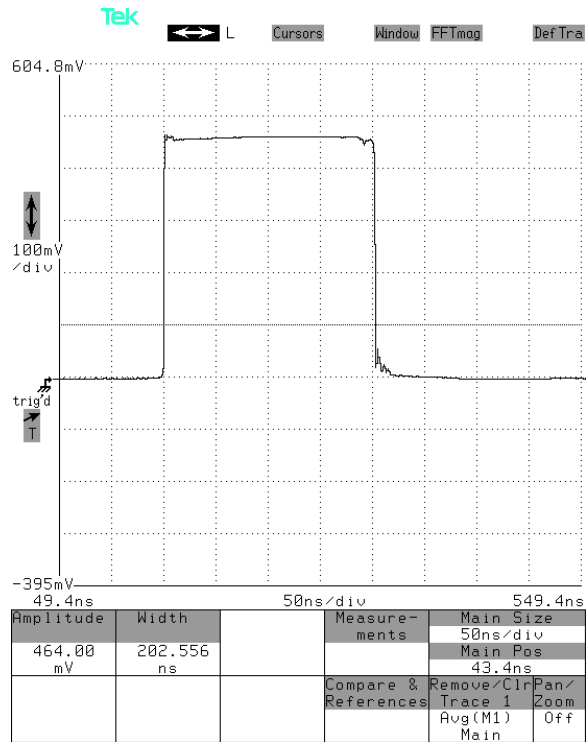
All rise/fall references levels: 20%, 80%.

OUT1: Wide Pulse using Output Module and A6303 Probe

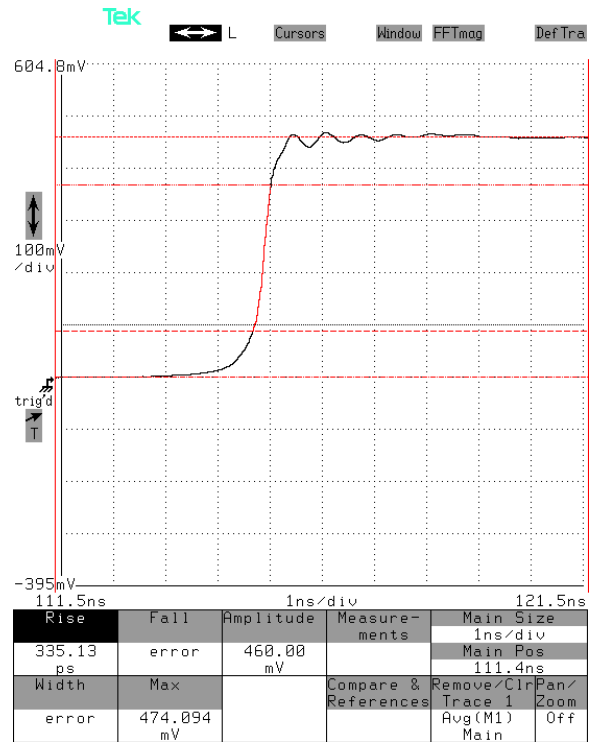


Top: +250V voltage waveform (measured at clamping cable). Bottom: Output of A6303 probe, viewed with TDS3052 scope. The A6303 probe is clamped to the shorting cable.

OUT2: 100 ns Pulse into a 50Ω Test Load

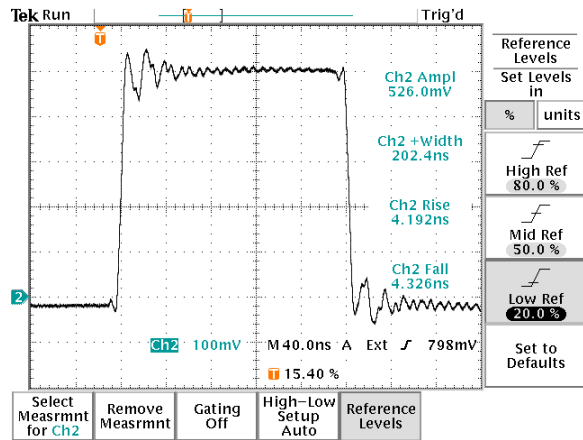


10.8 V/div (100 mV/div x 40.66 dB) , 50 ns/div
"OUT2" into a sampling oscilloscope.
(Amplitude = 464 mV x 40.66 dB = 50.1V)

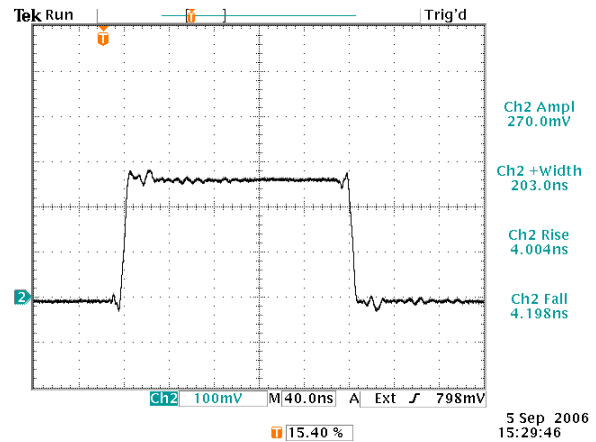


Scaled at 1 ns / div to show rising edge.

OUT2: 200 ns Pulse using Output Module and P6042 Probe



Output of P6042 probe, viewed with TDS3052 scope. The P6042 probe is clamped to the shorting cable.



Output of P6042 probe, with a 6 dB attenuator installed between the OUT2 connector and the cable to the output module. The 6 dB attenuator tends to absorb transmission line reflections.