



P.O. BOX 265
OGDENSBURG, NY
U.S.A. 13669-0265
TEL: (315) 472-5270
FAX: (613) 226-2802

TEL: 1-800-265-6681
FAX: 1-800-561-1970

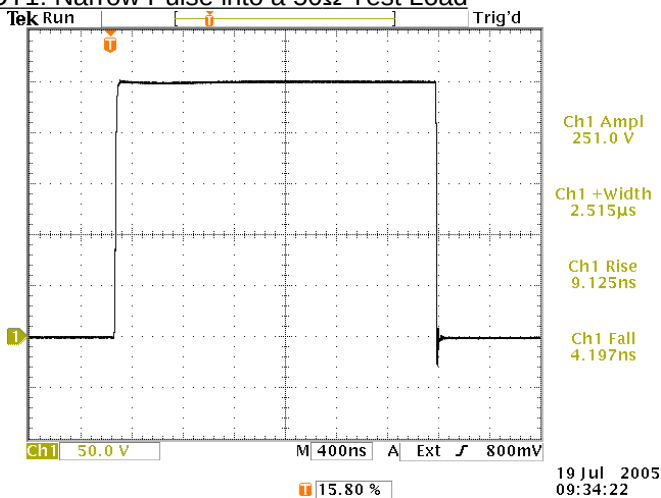
e-mail: info@avtechpulse.com
http://www.avtechpulse.com/

BOX 5120, LCD MERIVALE
OTTAWA, ONTARIO
CANADA K2C 3H4
TEL: (613) 226-5772
FAX: (613) 226-2802

PERFORMANCE CHECKSHEET

Model: AVR-3-PW-TEK3-B-P
S.N.: 11234
Date: July 20, 2005

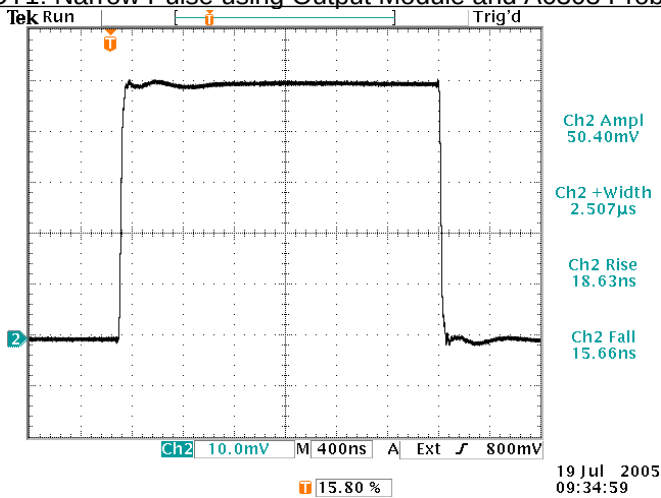
OUT1: Narrow Pulse into a 50Ω Test Load



Output of "OUT1" connector, terminated into an external 50 Ohm test load. Viewed with TDS3052 scope. 50V/div, 400 ns/div. 10 Hz.

- a) Output Signal Amplitude (to 50Ω):
OUT1: 0 to +250V (+5A max.)
OUT2: 0 to +50 V (+1A max.)
- b) Pulse Width:
OUT1: 250 ns to 250 μs
OUT2: 50 ns to 200 ns
- c) Rise Time (20-80%):
OUT1: < 10 ns
OUT2: < 0.5 ns
- d) Fall Time (80-20%):
OUT1: < 10 ns
OUT2: < 0.5 ns

OUT1: Narrow Pulse using Output Module and A6303 Probe

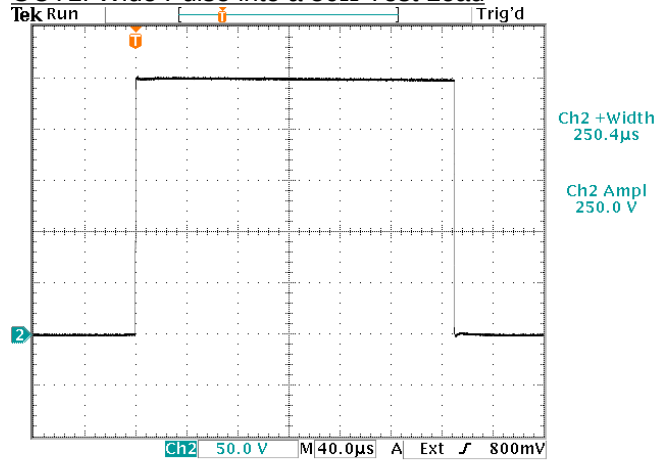


Output of A6303 probe, viewed with TDS3052 scope. The A6303 probe is clamped to the shorting cable.

- e) PRF: 0 - 10 kHz
- f) Jitter, Stability: OK
- g) Prime Power: 100-240V AC, 50-60 Hz.

Rise/Fall references levels: 20%, 80%.

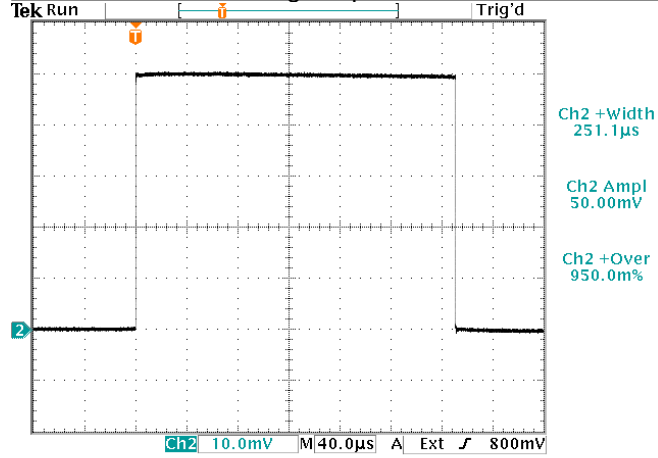
OUT1: Wide Pulse into a 50Ω Test Load



20 Jul 2005
08:59:31

Output of "OUT1" connector, terminated into an external 50 Ohm test load. Viewed with TDS3052 scope. 50V/div, 400 ns/div. 10 Hz.

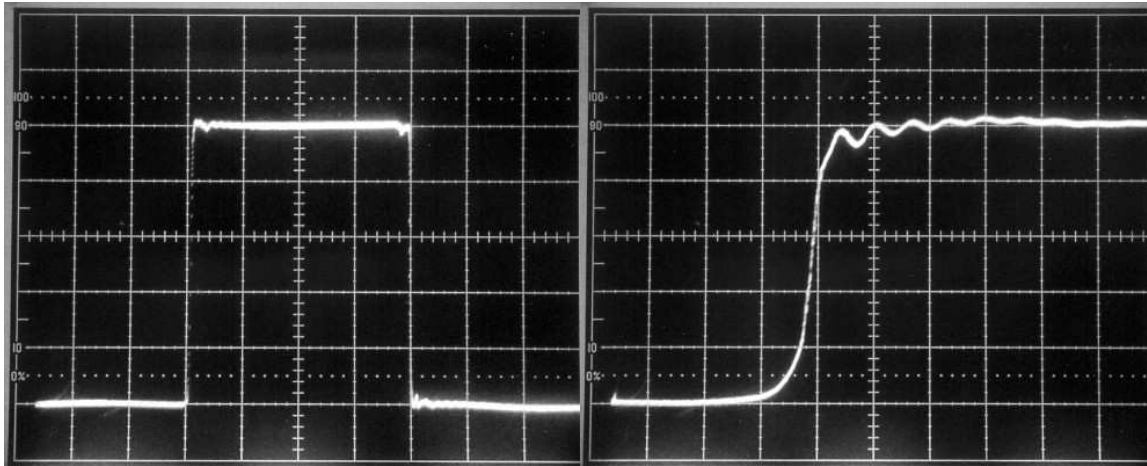
OUT1: Wide Pulse using Output Module and A6303 Probe



20 Jul 2005
08:57:15

Output of A6303 probe, viewed with TDS3052 scope. The A6303 probe is clamped to the shorting cable.

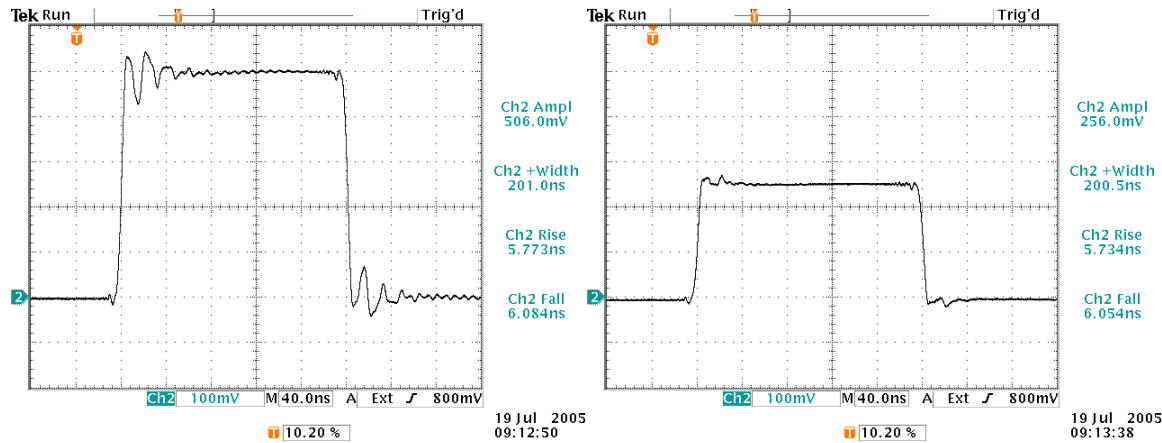
OUT2: 200 ns Pulse into a 50Ω Test Load



10 V/div, 50 ns/div
Output of "OUT2" connector, terminated
into a sampling oscilloscope.

Scaled at 1 ns / div to show rising edge.

OUT2: 200 ns Pulse using Output Module and P6042 Probe



Output of P6042 probe, viewed with TDS3052 scope.
The P6042 probe is clamped to the shorting cable.

Output of P6042 probe, with a 6 dB attenuator installed
between the OUT2 connector and the cable to the
output module. The 6 dB attenuator tends to absorb
transmission line reflections.