

P.O. BOX 265
OGDENSBURG, NY
U.S.A. 13669-0265
TEL: (315) 472-5270
FAX: (613) 226-2802

TEL: 1-800-265-6681
FAX: 1-800-561-1970

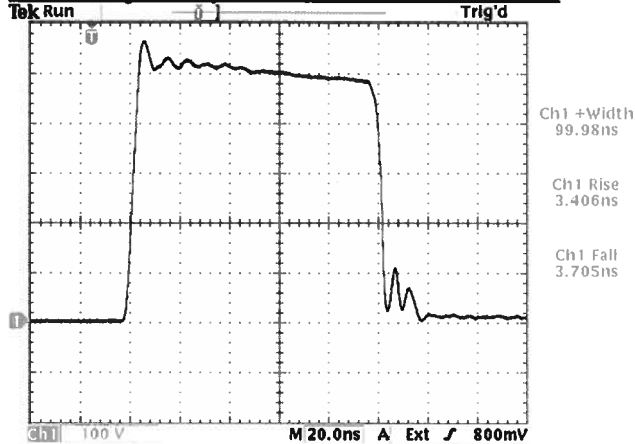
e-mail: info@avtechpulse.com
<http://www.avtechpulse.com/>

BOX 5120, LCD MERIVALE
OTTAWA, ONTARIO
CANADA K2C 3H4
TEL: (613) 226-5772
FAX: (613) 226-2802

PERFORMANCE CHECKSHEET

Model: AVL-5-B-P
S.N.: 11285
Date: September 7, 2005

Max. Duty / Amplitude and Rise Time Test



2 kHz, 100 ns, +500V into a 50Ω load.
100 V/div, 20 ns/div.

a) Output Signal Amplitude: 0 to +500V

b) Pulse Width (FWHM) : 8 – 100 ns

c) Rise Time (20%-80%): < 4 ns

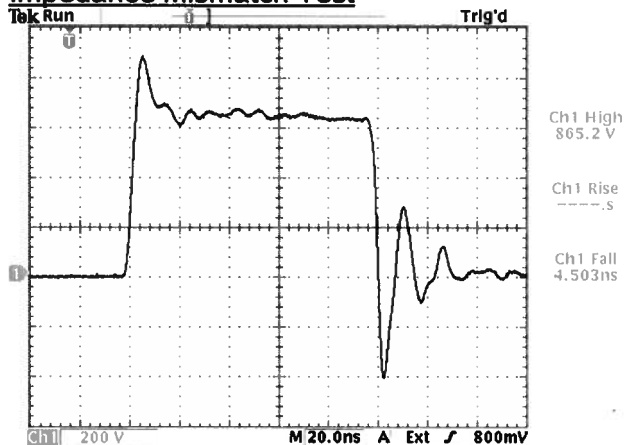
d) Fall Time (80%-20%): < 5 ns

e) PRF: 1 Hz - 2 kHz

f) Jitter, Stability: OK

g) Prime Power: 100-240V AC, 50-60 Hz.

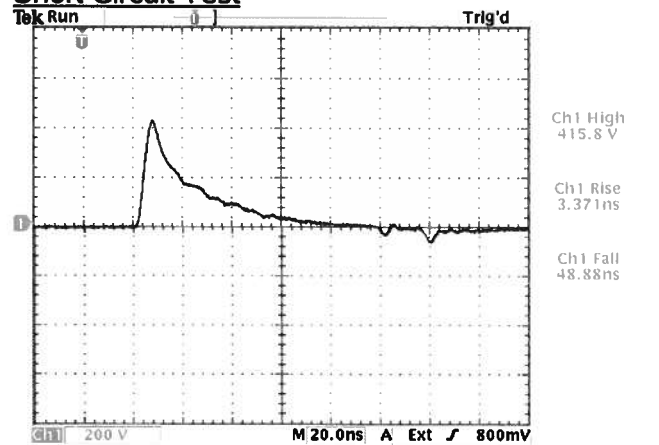
Impedance Mismatch Test



10 Hz, 100 ns, +450V into a 220Ω load.
200 V/div, 20 ns/div.

References levels: 20%, 80%.

Short Circuit Test



10 Hz, 100 ns, +450V into a 50Ω load shorted
with a 12" length of patch cord.
200 V/div, 20 ns/div.



AVTECH ELECTROSYSTEMS LTD.

NANOSECOND WAVEFORM ELECTRONICS
SINCE 1975

P.O. BOX 265
OGDENSBURG, NY
U.S.A. 13669-0265
TEL: (315) 472-5270
FAX: (613) 226-2802

TEL: 1-800-265-6681
FAX: 1-800-561-1970

e-mail: info@avtechpulse.com
http://www.avtechpulse.com/

BOX 5120, LCD MERIVALE
OTTAWA, ONTARIO
CANADA K2C 3H4
TEL: (613) 226-5772
FAX: (613) 226-2802

"-B" Functional Test & Calibration Certificate

Date of test:	September 7, 2005				Tester:	MJC
Programmed model name:	AVL-5-B-P					
Programmed serial number:	11285	MAC address:	00:90:c2:c6:c8:28			
Firmware revision:	3.31					
Internal trigger checked at:	2 Hz	20 Hz	200 Hz	2 kHz		
Actual measured output ¹ :	2.000 Hz	19.95 Hz	199.7 Hz	1.99 kHz		
External trigger checked:	Yes				Gate checked:	Yes
Manual trigger checked:	Yes					
Pulse compression checked:	N/A				Low Amplitude PW Distortion Nulled:	N/A
Pulse width checked at:	8 ns	25 ns	50 ns	100 ns	10 Hz, +500V to	
Actual measured output ² :	7.9 ns	25.1 ns	50.1 ns	99.2 ns	50 Ohms	
PW _{in} = PW _{out} mode checked:	N/A				DC mode checked:	N/A
Duty Cycle Limit:	N/A					
Delay nulled:	Yes					
Delay checked at:	100 ns	1 us	10 us	100 us	10 Hz, +500V to	
Actual measured output ¹ :	101 ns	1.000 us	9.96 us	99.6 us	50 Ohms	
Double pulse checked:	N/A					
Invert mode checked:	N/A					
ECL/TTL modes checked:	N/A					
Zout switch checked:	N/A					
Amplitude checked at:	+50V	+100V	+250V	+500V	10 Hz, 100 ns	
Actual measured output ² :	+50V	+101V	+252V	+501V	to 50 Ohms	
Amplitude polarity:	+					
Zout calibration:	N/A					
Electronic amplitude control:	N/A					
External amplify mode:	N/A					
Bleeder resistors adequate:	Yes					
Burst mode:	N/A					
Monitor V/I Ratio:	N/A				Monitor offset nulled:	
LCD Monitor calibrated:	N/A					
Offset checked at:	N/A					
Actual measured output ² :	N/A					
Offset nulled (output on):	N/A				Amplitude-dependent offset nulled:	
Offset nulled (output off):	N/A					
RS-232 checked:	Yes				Telnet control checked:	N/A
LCD pull-ups installed:	N/A					
PCB 108H oscillator buffer resistor:	N/A				PW, delay bias (1k/820/108H or 1k/604/108M):	N/A
PCB 108N TP14/C26 resistor:	OK					
PN trigger pull-downs installed:	N/A					
Sync pulse width checked:	100 ns nominal					
Circuit Boards:	PS:	158J	Main:	108N		
Overload Trigger Resistance:	Trips at:	7.6k	Installed:	6.98k 1000 uF		
DC fuses:	Main:	1.6A	Overload:	1.0A		
AC Current:	Quiescent:	0.21A @ 115V	Max. Load:	0.40A @ 115V		
		0.16A @ 230V		0.23A @ 230V		
AC fuse:	0.5A					
1.5 kV _{RMS} , 5s, switch on, Hypot Test:	OK					
25A RMS Ground Continuity Test:	OK					
Fan operational:	Yes					
Top cover vent required:	Yes					
Photographed:	Yes					

¹ Checked with: Fluke PM6681 Counter (S/N 9446 066 81016),
referenced to Datum ExacTime 9390-6000 (S/N 4461) GPS Frequency Reference

² Checked with: Tektronix TDS3052 digital oscilloscope (S/N B014783) for PW ≥ 5 ns,
Tektronix 7704A/7S11/7T11/S4 sampling oscilloscope (Cal. Label 112506) for PW < 5 ns.