



□ P.O. BOX 265  
OGDENSBURG, NY  
U.S.A. 13669-0265

TEL: 888-670-8729 (USA & Canada) or +1-613-686-6675 (Intl)  
FAX: 800-561-1970 (USA & Canada) or +1-613-686-6679 (Intl)

☒ BOX 5120, LCD MERIVALE  
OTTAWA, ONTARIO  
CANADA K2C 3H4

info@avtechpulse.com - http://www.avtechpulse.com/

PERFORMANCE CHECKSHEET

Model: AVR-D2-B-SOA  
Type: MIL-S-19500 Pulse Generator  
S.N.: 12461  
Date: June 18, 2010

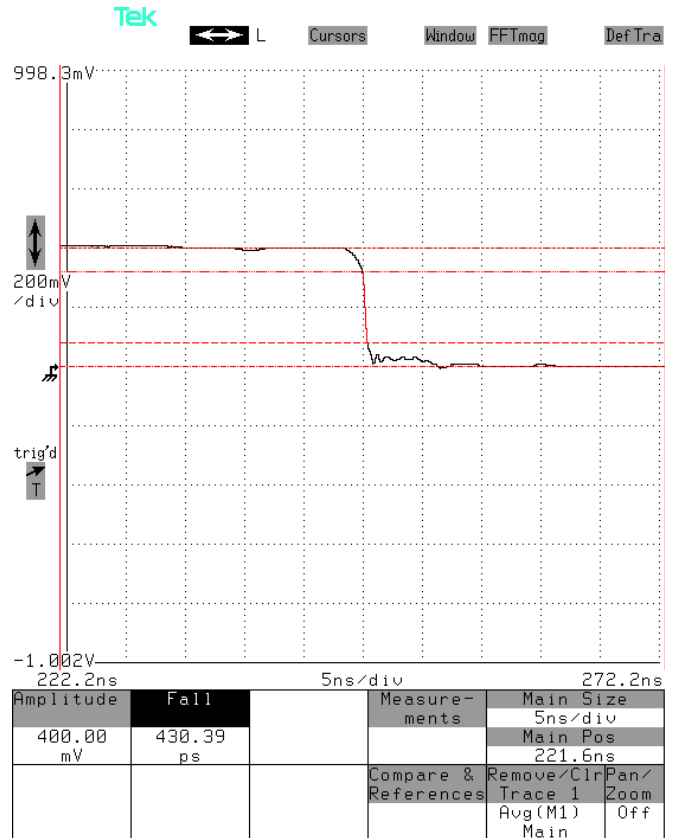
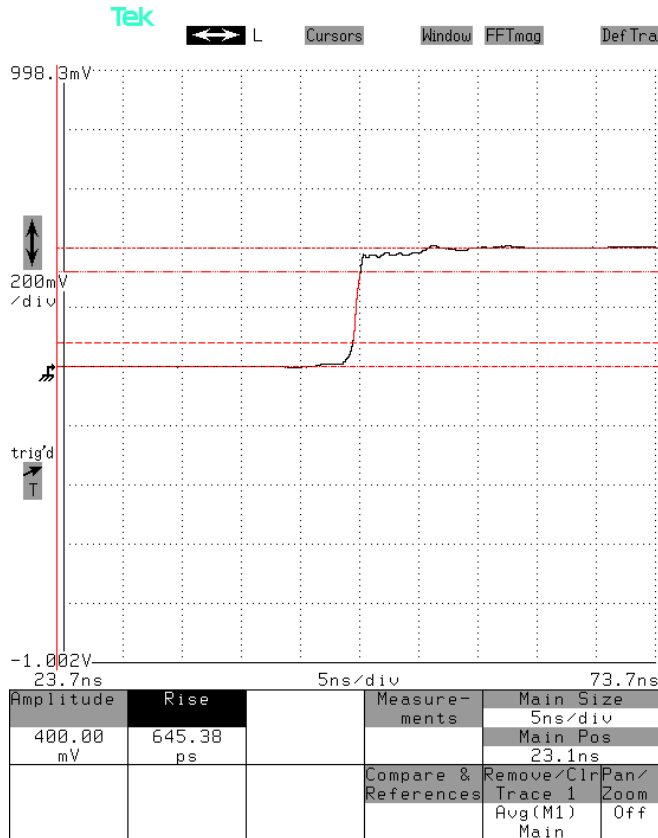
Output Amplitude: 0 to ±40V, to 50Ω  
Pulse Width (FWHM): 2 ns , 200 ns – 20 us  
Rise Time (20%-80%): ≤ 1 ns  
Fall Time (80%-20%): ≤ 1 ns  
PRF: 1 Hz – 50 kHz  
Jitter, Stability: OK  
Prime Power: 100-240V AC, 50-60 Hz.

Basic specifications: →

Test Waveforms

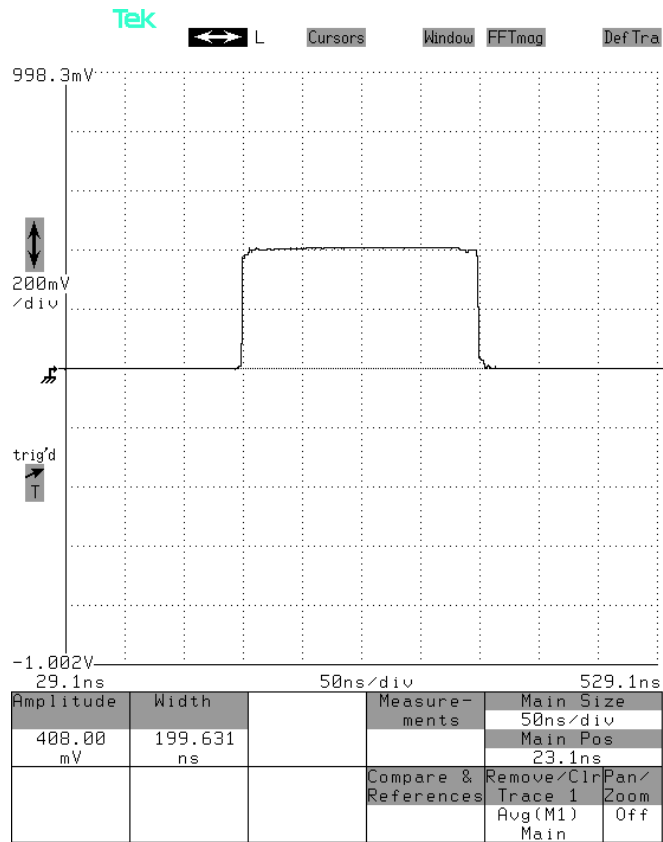
Leading edge at 10 kHz, 200 ns, +40V,  
5 ns/div. 20 V/div (200 mV × 40 dB):

Trailing edge at 10 kHz, 200 ns, +40V,  
5 ns/div. 20 V/div (200 mV × 40 dB):



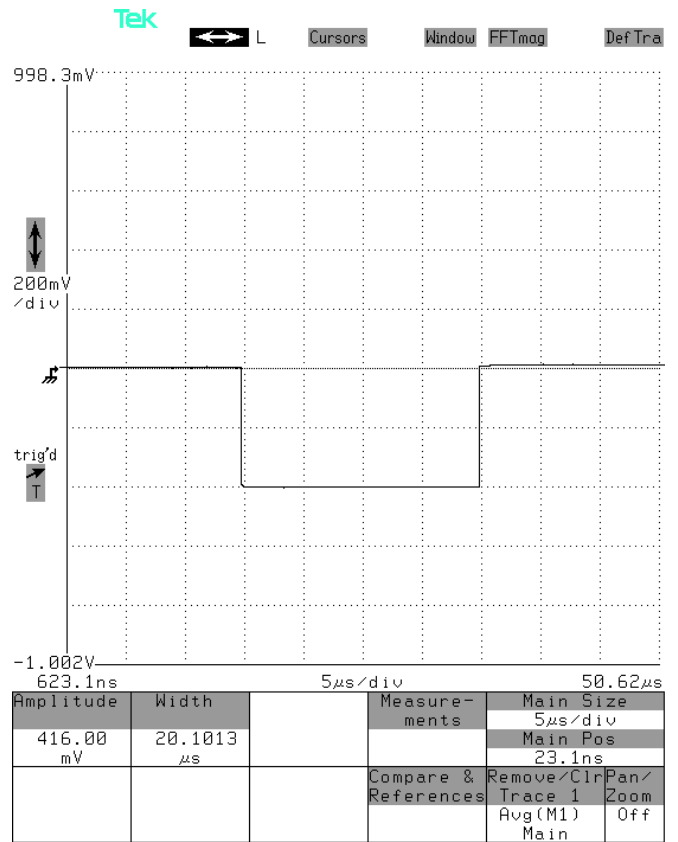
Full pulse at 10 kHz, 200 ns, +40V,

50 ns/div. 20 V/div (200 mV × 40 dB):



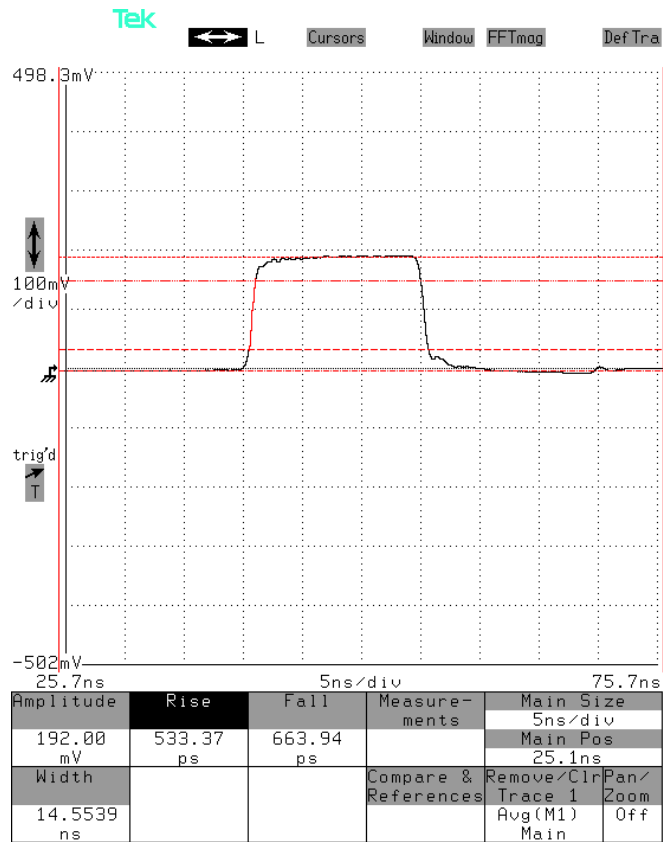
Full pulse at 1 kHz, 20 us, -40V,

5 us/div. 20 V/div (200 mV × 40 dB):



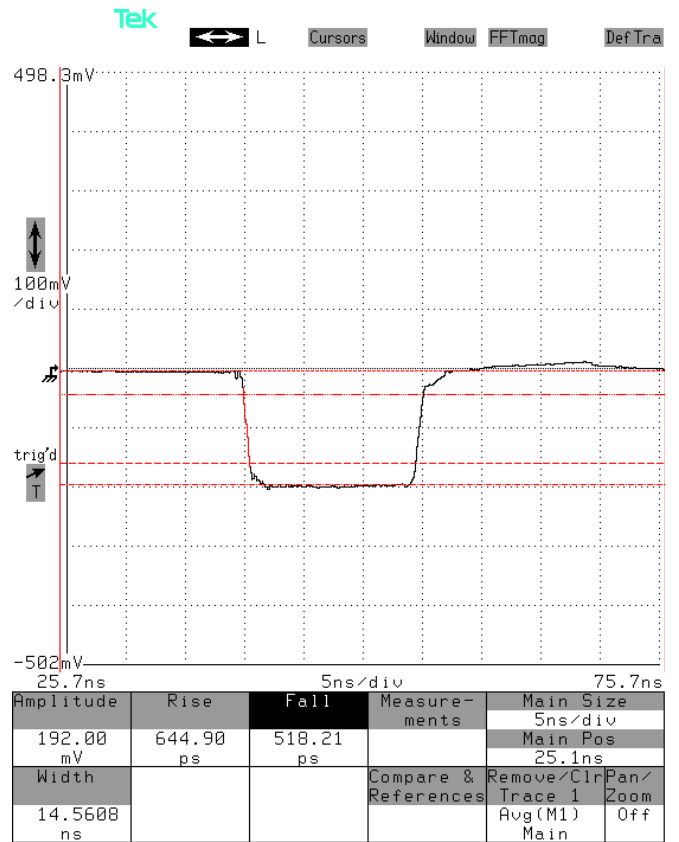
Full pulse at 10 kHz, 15 ns, +2V,

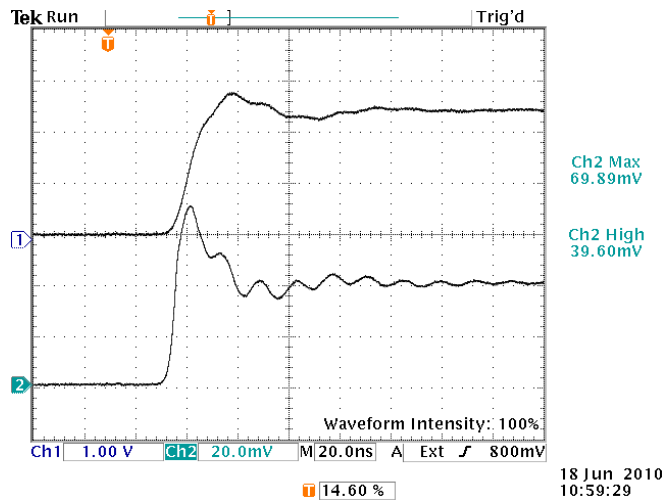
5 ns/div. 1 V/div (100 mV × 20 dB):



Full pulse at 10 kHz, 15 ns, -2V,

5 ns/div. 1 V/div (100 mV × 20 dB):





With AVX-FILT-10NS and AVX-TFR-MIX attached to the AVR-D2-B.

Top: AVX-TFR-MIX MON out, showing the +25.5V input pulse. Attenuated by a factor of 10.

Bottom: AVX-TFR-MIX OUT, showing a peak  $V_{FR}$  of 0.6968V, and a steady-state  $V_F$  of 0.396V for a forward current of  $25V / 50 \text{ Ohms} = 0.5A$ . Attenuated by a factor of 10.

DUT used: 1N5819

The small ripple on the output waveform is due to imperfect impedance matching between the AVR-D2-B, the AVX-FILT-10NS, and AVX-TFR-MIX. To generate waveforms with reduced ripple, use the Avtech AVR-EBF6-B instead.