



AVTECH ELECTROSYSTEMS LTD.

NANOSECOND WAVEFORM ELECTRONICS
SINCE 1975

P.O. BOX 265
OGDENSBURG, NY
U.S.A. 13669-0265

TEL: 888-670-8729 (USA & Canada) or +1-613-686-6675 (Intl)
FAX: 800-561-1970 (USA & Canada) or +1-613-686-6679 (Intl)

BOX 5120, LCD MERIVALE
OTTAWA, ONTARIO
CANADA K2C 3H4

info@avtechpulse.com - http://www.avtechpulse.com/

PERFORMANCE CHECKSHEET

Model: AVO-9F2-C-AK1-QTKC-N-AC22
Type: Ultra-High-Speed Laser Diode Driver
S.N.: 12935
Date: November 15, 2012

Max. Output Amplitude: -340 mA
Pulse Width (FWHM): 0.4 - 1 ns
Rise Time (20%-80%): ≤ 200 ps
Fall Time (80%-20%): ≤ 200 ps
PRF: 25 - 100 MHz
Jitter, Stability: OK
Prime Power: 100-240V AC, 50-60 Hz.

Basic specifications: →

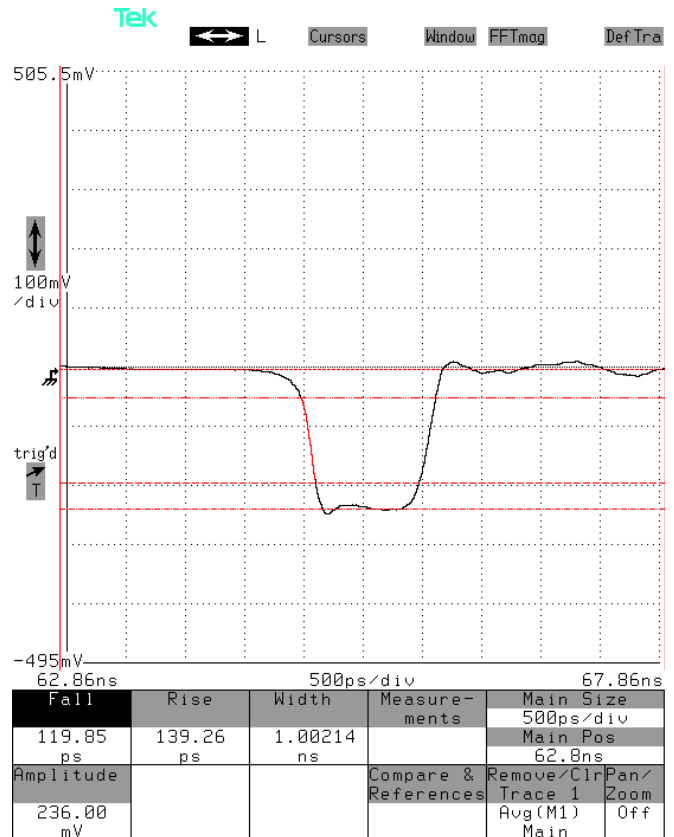
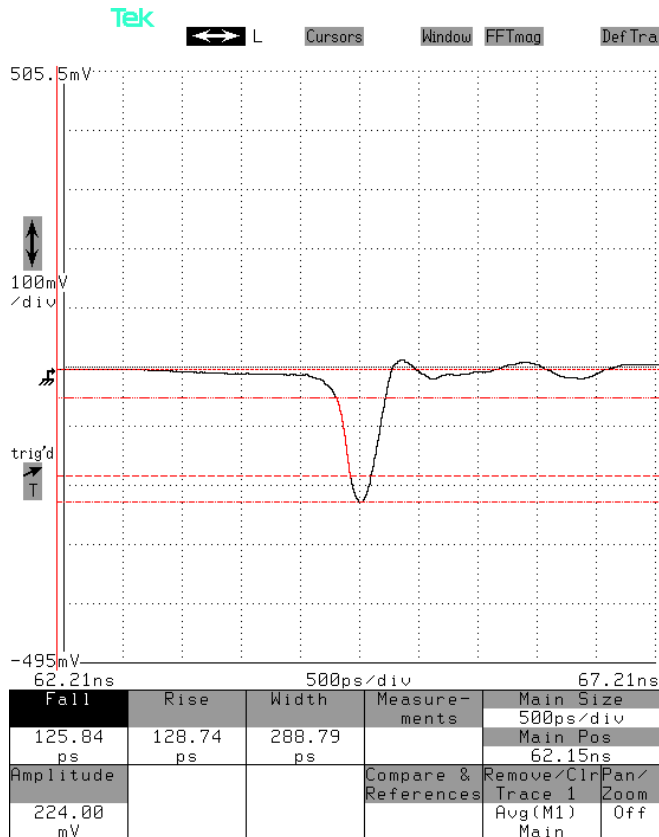
Test Waveforms

At 25 MHz, > -20V, < 0.4 ns, mainframe driving a 50Ω load (no output module):

At 25 MHz, > -20V, > 1 ns, mainframe driving a 50Ω load (no output module):

500 ps/div. 10 V/div (100 mV × 40 dB):

500 ps/div. 10 V/div (100 mV × 40 dB):



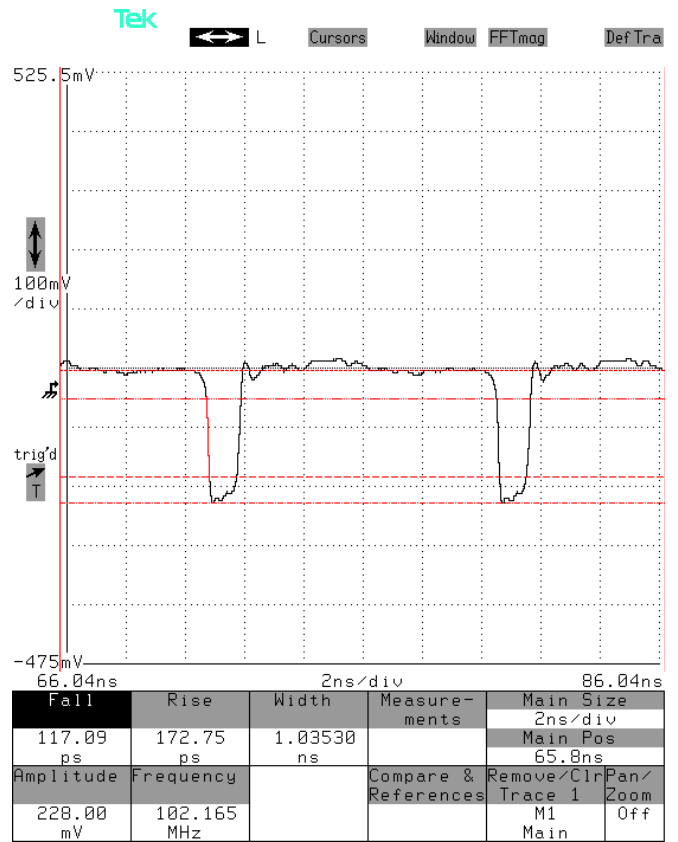
At > 100 MHz, -20V, < 0.4 ns, mainframe driving a 50Ω load (no output module):

2 ns/div. 10 V/div (100 mV × 40 dB):



At 100 MHz, > -20V, > 1 ns, mainframe driving a 50Ω load (no output module):

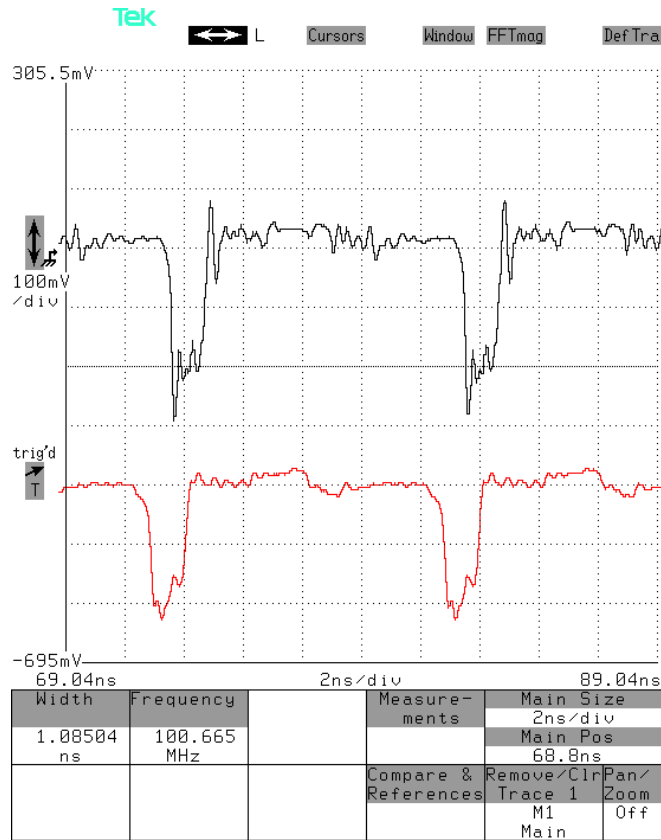
2 ns/div. 10 V/div (100 mV × 40 dB):



At 100 MHz, -20V, 1 ns, with a 50 Ohm load installed in the AVX-S1-P1-QTKC-T1C output module:

Top: Mainframe monitor output ($\div 11$ replica of main output), 2 ns/div. 1 V/div (100 mV \times 20 dB).

Top: AVX-S1-P1-QTKC-T1C MI output ($\div 11$ replica of load voltage), 2 ns/div. 1 V/div (100 mV \times 20 dB). (The inductance of the load causes some degradation of the waveform.)



At 100 MHz, -20V, 1 ns, with a 50 Ohm load installed in the AVX-S1-P2-QTKC output module:

Top: Mainframe monitor output ($\div 11$ replica of main output), 2 ns/div. 1 V/div (100 mV \times 20 dB).

Top: AVX-S1-P2-QTKC MI output ($\div 11$ replica of load voltage), 2 ns/div. 1 V/div (100 mV \times 20 dB). (The inductance of the load causes some degradation of the waveform.)

