



P.O. BOX 265  
OGDENSBURG, NY  
U.S.A. 13669-0265

TEL: 888-670-8729 (USA & Canada) or +1-613-686-6675 (Intl)  
FAX: 800-561-1970 (USA & Canada) or +1-613-686-6679 (Intl)

BOX 5120, LCD MERIVALE  
OTTAWA, ONTARIO  
CANADA K2C 3H5

info@avtechpulse.com - http://www.avtechpulse.com/

PERFORMANCE CHECKSHEET

Model: AVO-9R-C-P1C-T1C-N-AC22  
Type: Ultra-High-Speed Laser Diode Driver  
S.N.: 12951  
Date: December 12, 2012

Output Amplitude: up to -15V, to 50Ω  
Pulse Width (FWHM): 0.4 - 2 ns  
Rise Time (20%-80%): ≤ 200 ps  
Fall Time (80%-20%): ≤ 250 ps  
PRF: 1 Hz – 25 MHz  
Jitter, Stability: OK  
Prime Power: 100-240V AC, 50-60 Hz.

Basic specifications: →

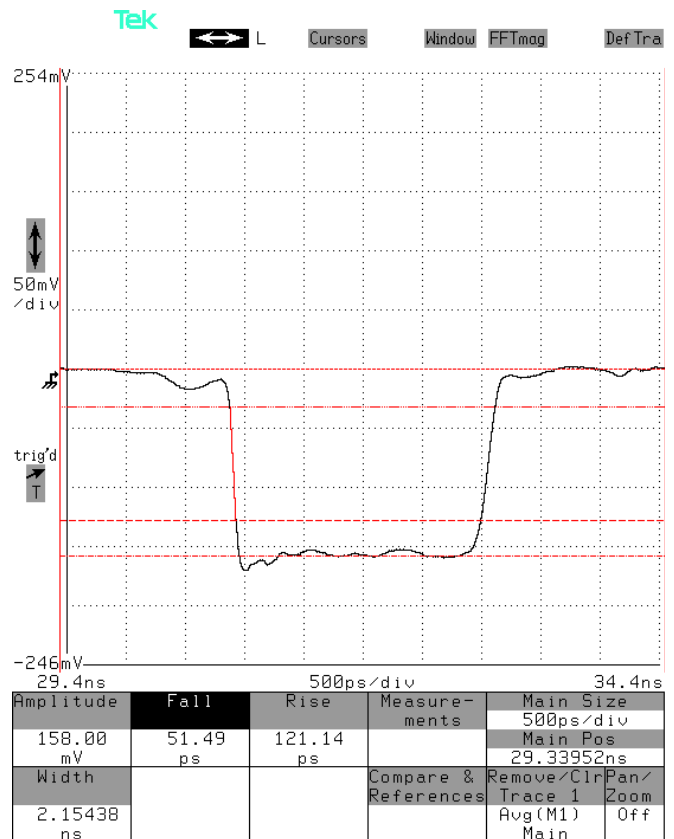
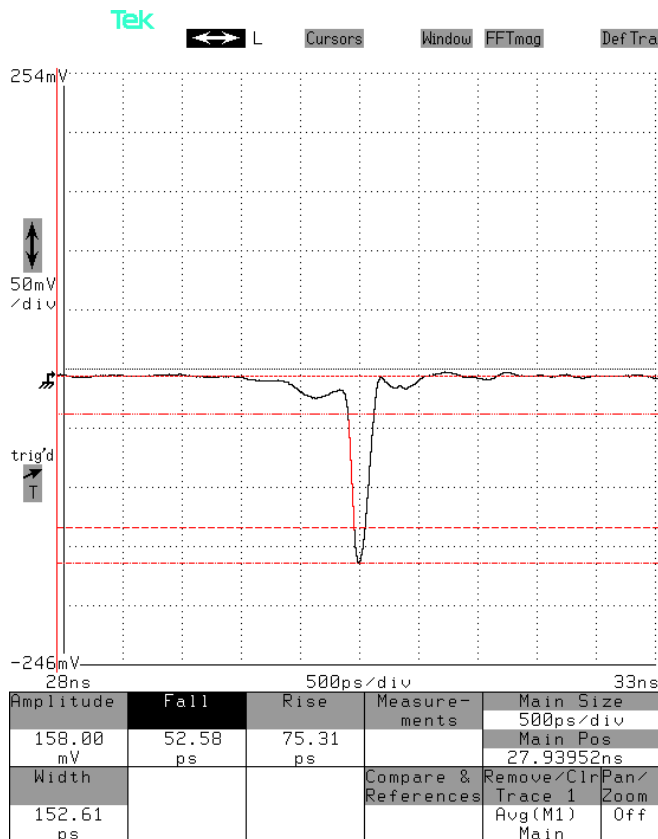
Test Waveforms

Pulse into 50 Ohm load at 12 MHz,  
< 0.2 ns pulse width, > -15V amplitude,

Pulse into 50 Ohm load at 12 MHz,  
> 2.0 ns pulse width, > -15V amplitude,

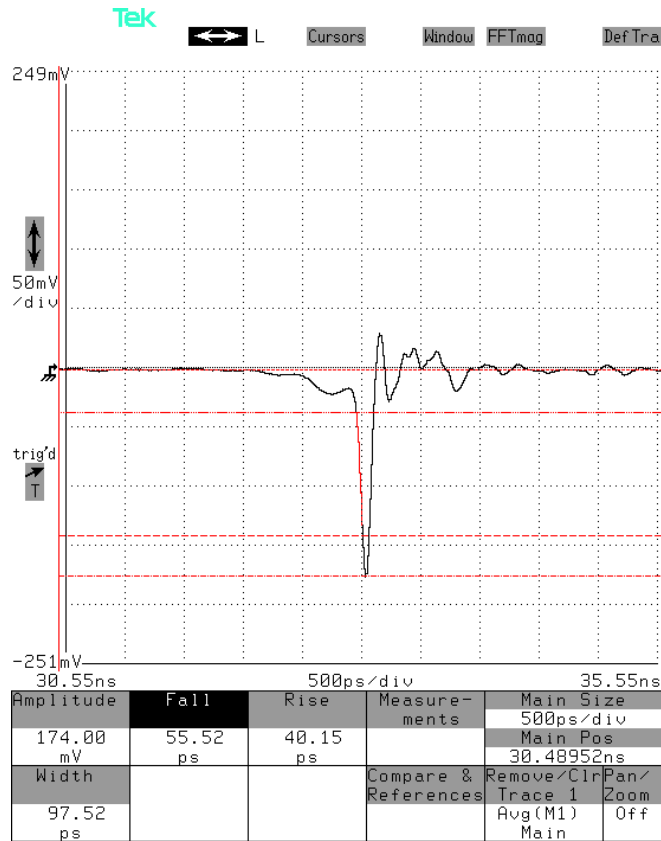
500 ps/div. 5 V/div (50 mV × 40 dB):

500 ps/div. 5 V/div (50 mV × 40 dB):



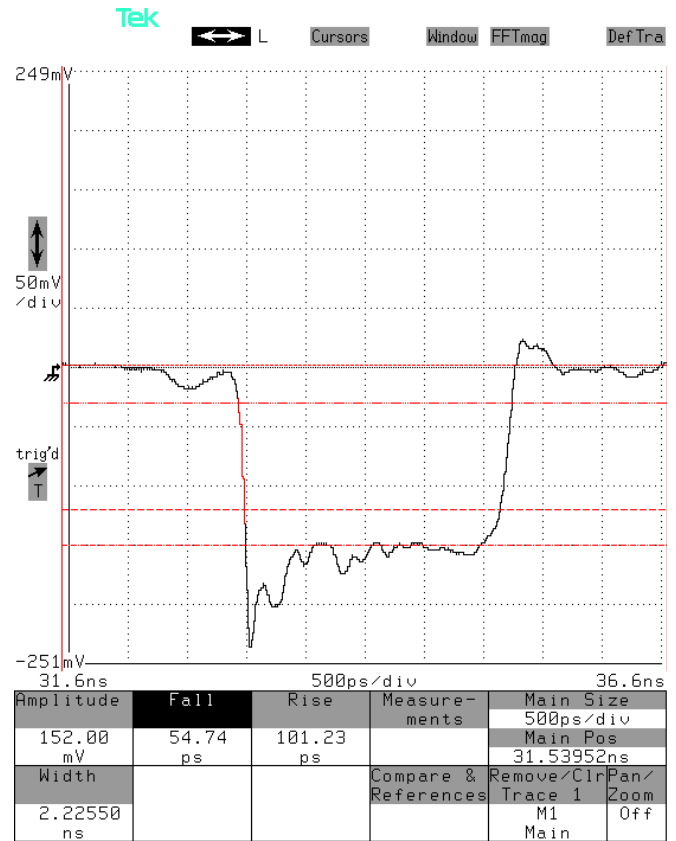
“MI” output of AVX-S1-P1C-T1C into 50 Ohms, for > -15V, 12 MHz, < 0.2 ns pulse width, with a 25 Ohm test load installed in the output sockets:

500 ps/div.  
0.5 V/div (50 mV × 20 dB, ≈ 105 mA/div):



“MI” output of AVX-S1-P1C-T1C into 50 Ohms, for > -15V, 12 MHz, > 2.0 ns pulse width, with a 25 Ohm test load installed in the output sockets:

500 ps/div.  
0.5 V/div (50 mV × 20 dB, ≈ 105 mA/div):



The spike on the leading edge is caused primarily by the test load parasitic inductance.