



P.O. BOX 265  
OGDENSBURG, NY  
U.S.A. 13669-0265

TEL: 888-670-8729 (USA & Canada) or +1-613-686-6675 (Intl)  
FAX: 800-561-1970 (USA & Canada) or +1-613-686-6679 (Intl)

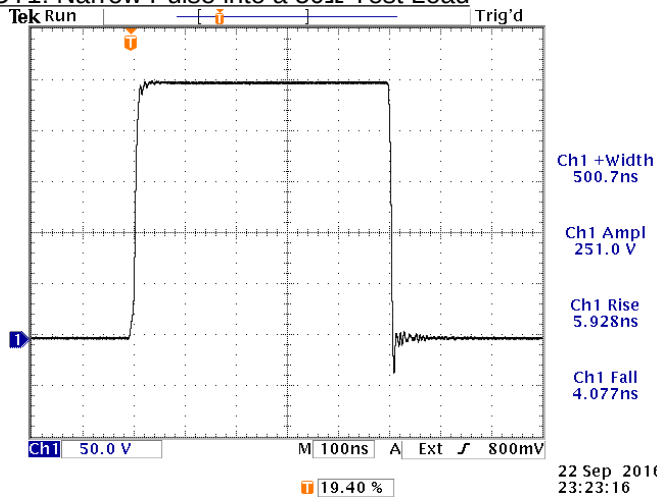
BOX 5120, LCD MERIVALE  
OTTAWA, ONTARIO  
CANADA K2C 3H5

info@avtechpulse.com - http://www.avtechpulse.com/

PERFORMANCE CHECKSHEET

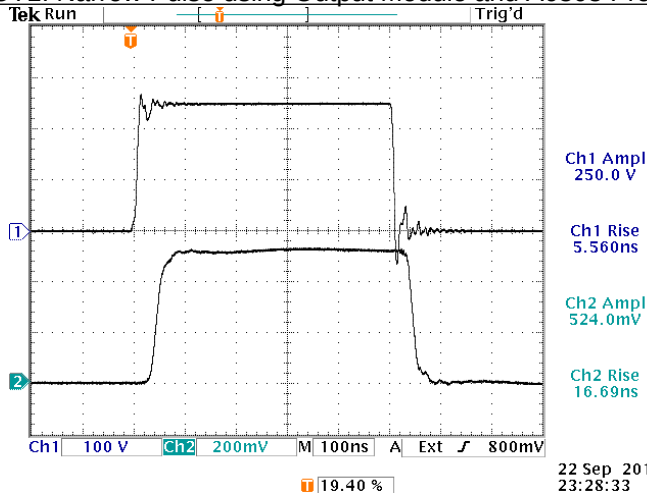
Model: AVR-3-PW-TEK3-B-P-R5-AC03  
Type: High-Speed Current Probe Test System  
S.N.: 13146 (re-calibration)  
Date: September 23, 2016

OUT1: Narrow Pulse into a 50Ω Test Load



Output of "OUT1" connector, terminated into an external 50 Ohm test load. Viewed with TDS3052 scope. 50V/div, 100 ns/div. 10 Hz.

OUT1: Narrow Pulse using Output Module and A6303 Probe



Top: +250V voltage waveform (measured at clamping cable).  
Bottom: Output of A6303 probe, viewed with TDS3052 scope.  
The A6303 probe is clamped to the shorting cable.

a) Output Signal Amplitude (to 50Ω):  
OUT1: 0 to +250V (+5A max.)  
OUT2: 0 to +50 V (+1A max.)

b) Pulse Width:  
OUT1: 250 ns to 250 us  
OUT1: 50 ns to 200 ns

c) Rise Time (20-80%):  
OUT1: < 10 ns  
OUT2: < 0.5 ns

d) Fall Time (80-20%):  
OUT1: < 10 ns  
OUT2: < 0.5 ns

e) PRF: 0 - 10 kHz

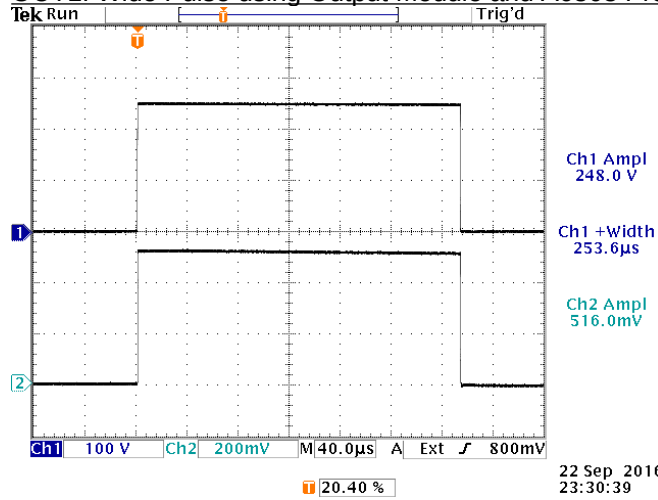
f) Jitter, Stability: OK

g) Prime Power: 100-240V AC, 50-60 Hz.

The current probes used in obtaining these waveforms are not calibrated, and are for examples purposes only. The amplitudes from the probes may be out of tolerance.

All rise/fall references levels: 20%, 80%.

### OUT1: Wide Pulse using Output Module and A6303 Probe

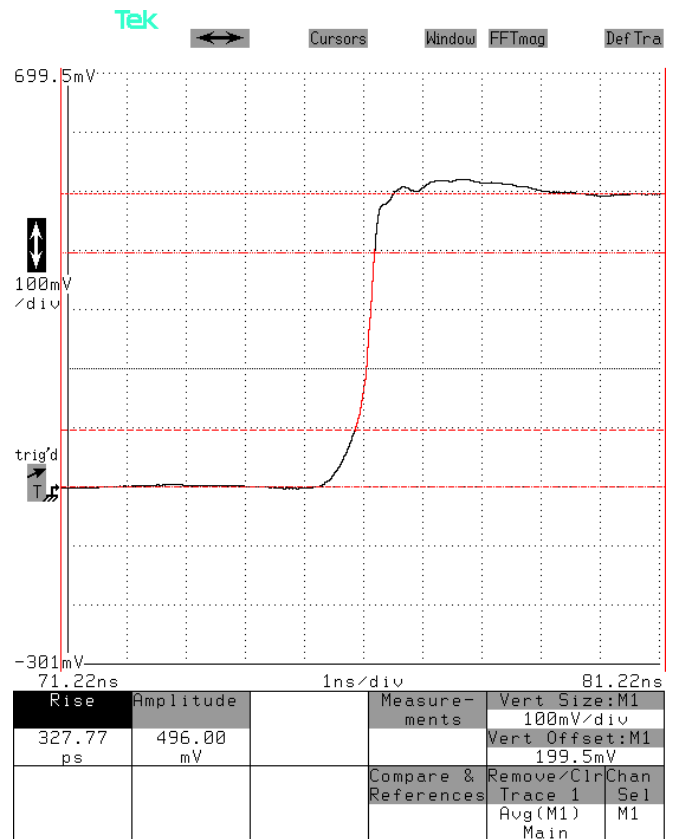


Top: +250V voltage waveform (measured at clamping cable). Bottom: Output of A6303 probe, viewed with TDS3052 scope. The A6303 probe is clamped to the shorting cable.

### OUT2: 100 ns Pulse into a 50Ω Test Load

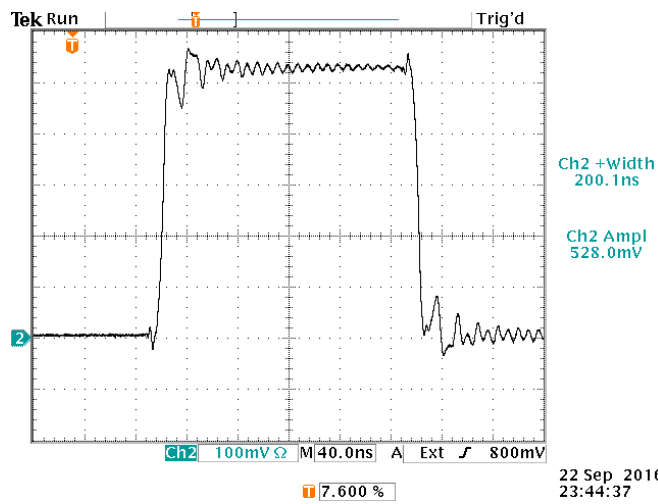


10 V/div (100 mV/div x 40 dB), 50 ns/div. "OUT2" into a sampling oscilloscope.

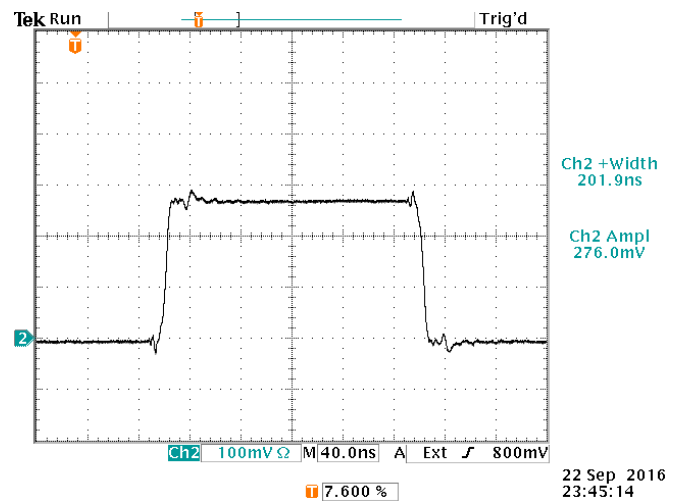


Scaled at 1 ns / div to show rising edge.

## OUT2: 200 ns Pulse using Output Module and P6042 Probe



Output of P6042 probe, viewed with TDS3052 scope. The P6042 probe is clamped to the shorting cable.



Output of P6042 probe, with a 6 dB attenuator installed between the OUT2 connector and the cable to the output module. The 6 dB attenuator tends to absorb transmission line reflections.