



P.O. BOX 265
OGDENSBURG, NY
U.S.A. 13669-0265

TEL: 888-670-8729 (USA & Canada) or +1-613-686-6675 (Intl)
FAX: 800-561-1970 (USA & Canada) or +1-613-686-6679 (Intl)

BOX 5120, LCD MERIVALE
OTTAWA, ONTARIO
CANADA K2C 3H5

info@avtechpulse.com - http://www.avtechpulse.com/

PERFORMANCE CHECKSHEET

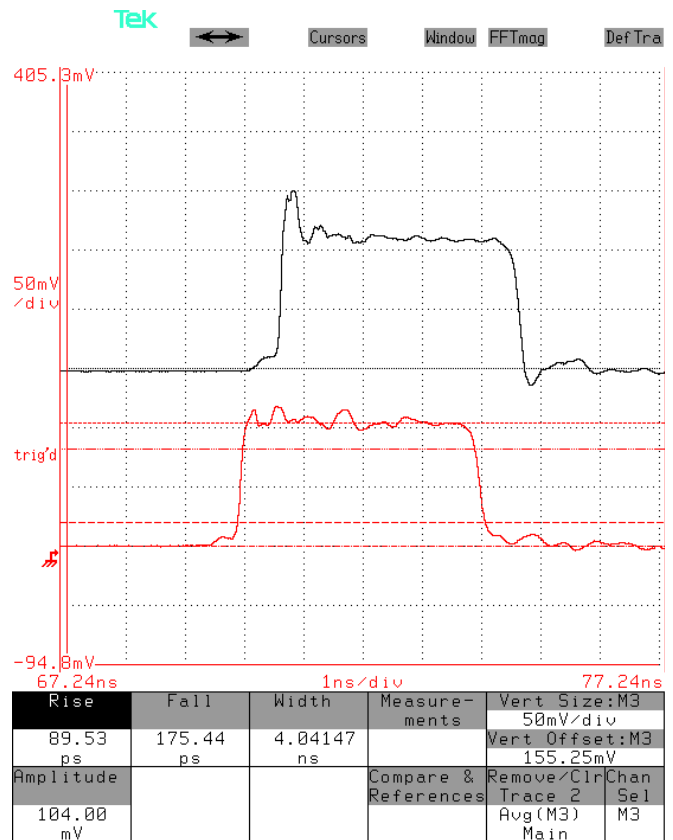

Model: AVO-9A-P1B-T1B-P-MTB
Type: Ultra-High-Speed Pulse Generator
S.N.: 13240
Date: November 26, 2014

Output Amplitude: +20 to 200 mA
Pulse Width (FWHM): 0.4 – 4.0 ns
Rise Time (20%-80%): ≤ 200 ps
Fall Time (80%-20%): ≤ 200 ps
PRF: 1 MHz maximum
Jitter, Stability: OK
Prime Power: +24V and -24V DC

Basic specifications: →

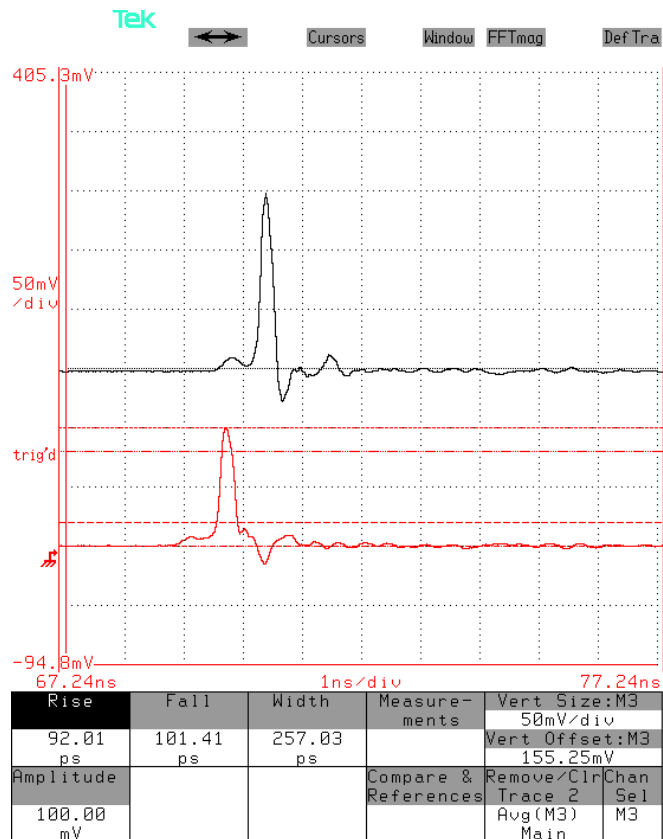
Test Waveforms

Test method: Short leads are soldered to a 5.1Ω chip resistor. A coaxial cable is soldered across the resistor. The signal lead is inserted into the anode pin socket. The grounded lead is inserted into the cathode pin socket. The total effective resistor is 5.1 Ω || 50 Ω (R_{SCOPE}) = 4.6 Ω.



Top: "MI" output at maximum output and 4 ns pulse width, 1 MHz. 500 mV/div (= 50 mV/div × 20 dB), 1 ns/div.

Bottom: Corresponding output measured across the 5.1Ω resistor. 500 mV/div (= 50 mV/div × 20 dB), or 109 mA/div (500 mV/div ÷ 4.6Ω), 1 ns/div.



Top: "MI" output at maximum output and < 0.2 ns pulse width, 1 MHz. 500 mV/div (= 50 mV/div × 20 dB), 1 ns/div.

Bottom: Corresponding output measured across the 5.1Ω resistor. 500 mV/div (= 50 mV/div × 20 dB), or 109 mA/div (500 mV/div ÷ 4.6Ω), 1 ns/div.