



P.O. BOX 265
OGDENSBURG, NY
U.S.A. 13669-0265

TEL: 888-670-8729 (USA & Canada) or +1-613-686-6675 (Intl)
FAX: 800-561-1970 (USA & Canada) or +1-613-686-6679 (Intl)

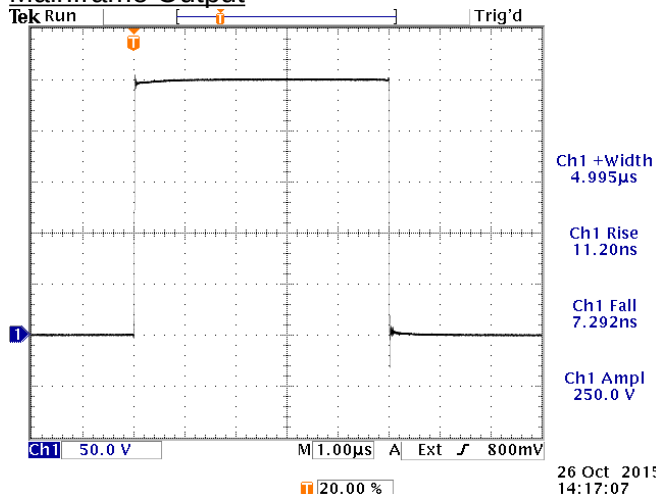
BOX 5120, LCD MERIVALE
OTTAWA, ONTARIO
CANADA K2C 3H5

info@avtechpulse.com - http://www.avtechpulse.com/

PERFORMANCE CHECKSHEET

Model: AVO-6D-B-M-P-CLZ-SW2A
Type: High Current Pulse Generator and Laser Diode Driver
S.N.: 13347
Date: October 26, 2015

Mainframe Output



+250V, 5 us, into 50Ω (no output module).
1 kHz. 50 V/div, 1 us/div.

a) Output Signal Amplitude: up to +10A

b) Pulse Width (FWHM): 50 ns – 5 us

c) Rise Time (20%-80%): < 15 ns

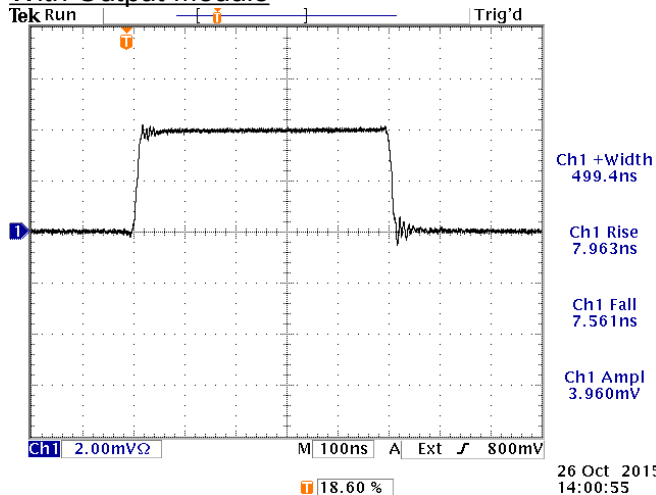
d) Fall Time (80%-20%): < 15 ns

e) PRF: 1 Hz - 10 kHz

f) Jitter, Stability: OK

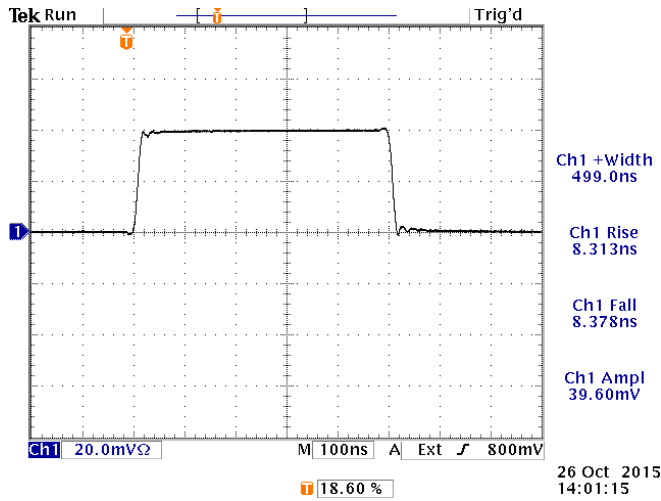
g) Prime Power: 100-240V AC, 50-60 Hz.

With Output Module

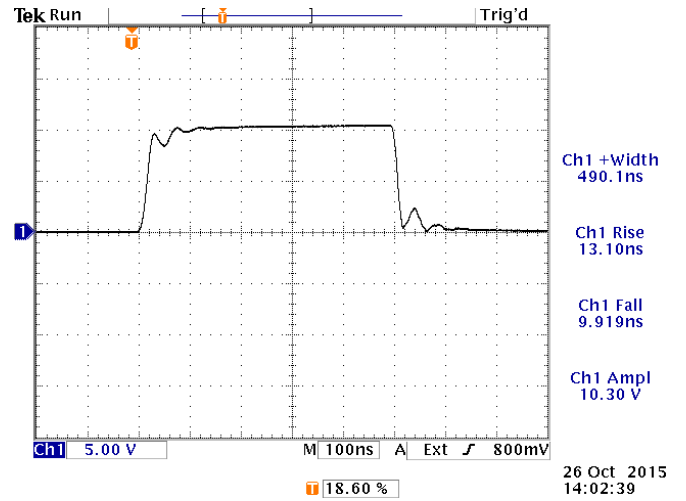


Output of a Tektronix CT-2 current probe (into 50Ω) for a 100 mV pulse into the output module, with a 12Ω resistance installed as the DUT. 2 mA/div, 100 ns/div.

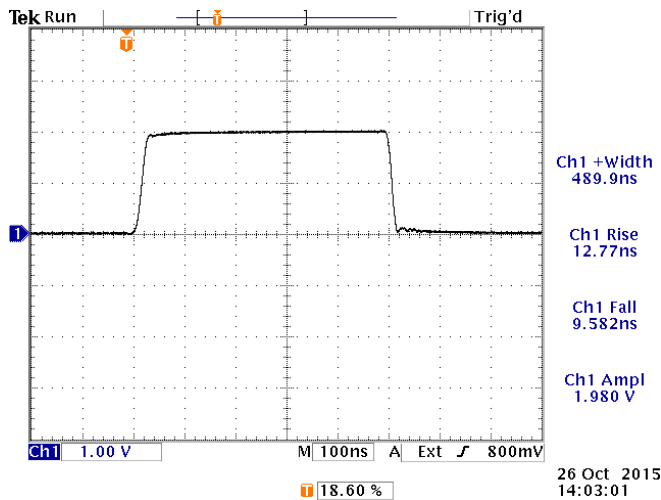
References levels: 20%, 80%.



Output of a Tektronix CT-2 current probe (into 50Ω) for a 1V pulse into the output module, with a 12Ω resistance installed as the DUT. 20 mA/div, 100 ns/div.



Output of a Tektronix CT-2 current probe (into 50Ω) for a 250V pulse into the output module, with a 12Ω resistance installed as the DUT. 5 A/div, 100 ns/div. Small reflections are observed at amplitudes above 50V, due to imperfect impedance matching with the pulse transformer. At lower amplitudes, the internal attenuators tend to absorb the reflections.



Output of a Tektronix CT-2 current probe (into 50Ω) for a 50 V pulse into the output module, with a 12Ω resistance installed as the DUT. 1 A/div, 100 ns/div.