



info@avtechpulse.com
http://www.avtechpulse.com/

Tel: 888-670-8729 (USA & Canada)
or +1-613-686-6675 (Worldwide)

BOX 5120, LCD MERIVALE
OTTAWA, CANADA K2C3H5

PERFORMANCE CHECKSHEET

Model: AVX-M4-H
Type: Current-Quadrupling Pulse Transformer
S.N.: 14235
Date: February 17, 2022

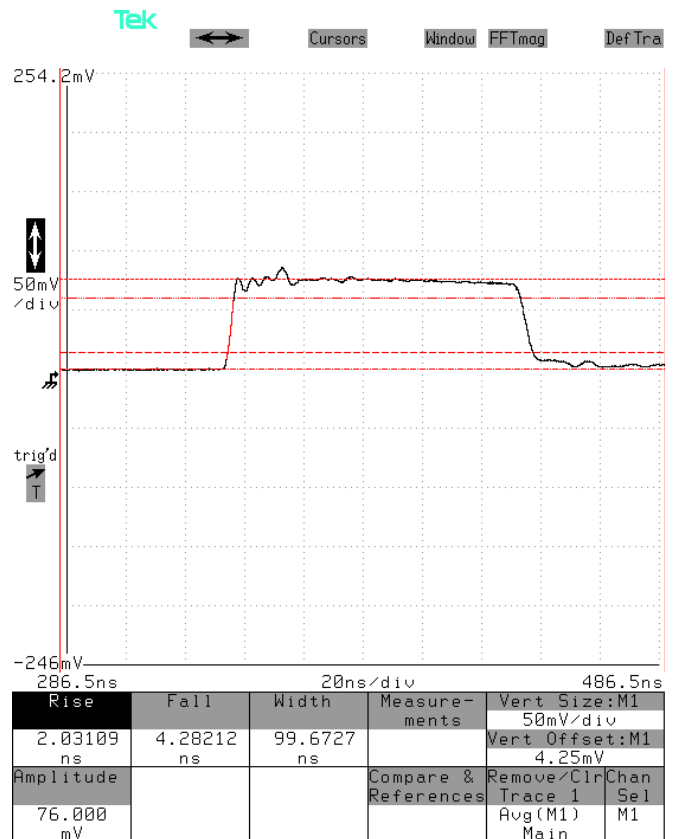
Impedance match: 50 Ω to 3 Ω
Maximum input: 750V
Maximum output: 188V / 63A
Maximum pulse width: 200 ns @ 750V,
1 us @ 100V
Rise time (20%-80%): < 5 ns
Drop: < 5 %

Basic specifications: →

Rise Time Test

Input to AVX-M4-H, generated by AVL-2-C,
20 ns/div. 100 V/div (100 mV/div × 60 dB):

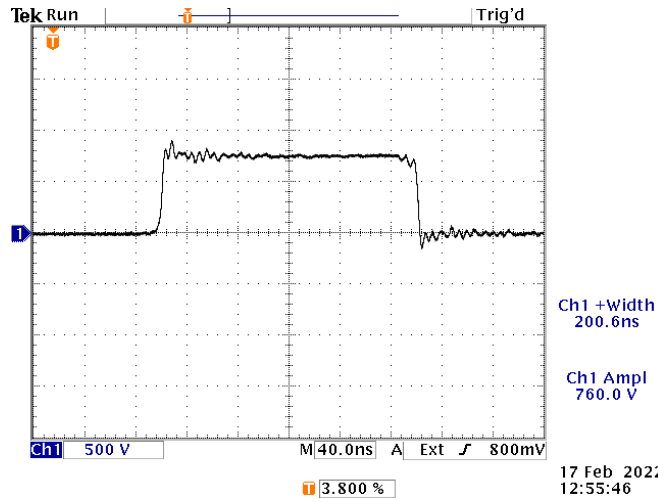
Corresponding output of AVX-M4-H,
20 ns/div. 50 V/div (50 mV/div × 60 dB):



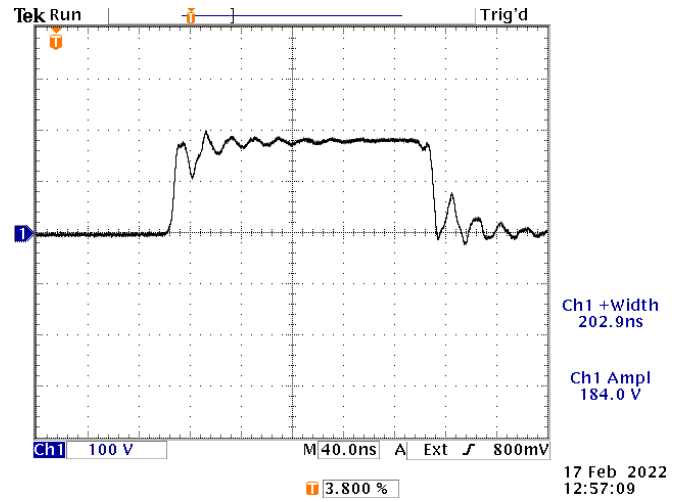
Load impedance = 3.3 Ohms (Ohmite OX series) in parallel with 50 Ohm input impedance of the oscilloscope, for a total of 3.1 Ohms.

Maximum Amplitude Test

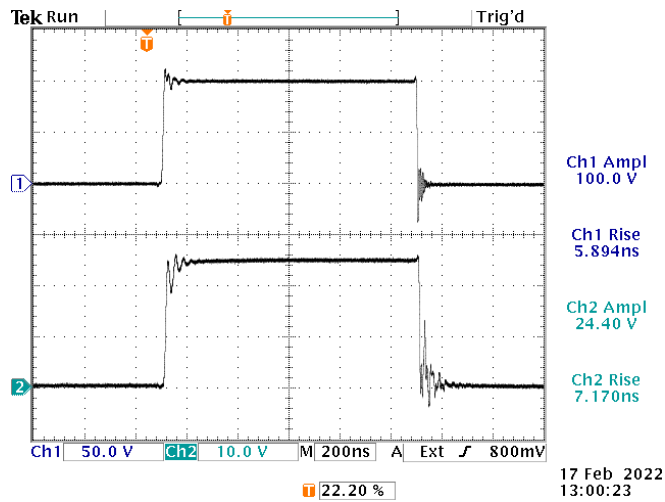
Input to AVX-M4-H, generated by AVRF-7B-B,
40 ns/div. 500 V/div:



Corresponding output of AVX-M4-H,
40 ns/div. 100 V/div:



Maximum Pulse Width Test



Top: +100V / 1 us input (50 V/div, 200 ns/div)
Bottom: Corresponding output (10 V/div)