



info@avtechpulse.com
http://www.avtechpulse.com/

Tel: 888-670-8729 (USA & Canada) or +1-613-686-6675 (Intl)
Fax: 800-561-1970 (USA & Canada) or +1-613-686-6679 (Intl)

BOX 5120, LCD MERIVALE
OTTAWA, CANADA K2C3H5

PERFORMANCE CHECKSHEET

Model: AVR-EB4-B-DO214AC
Type: Semiconductor Device Tester
S.N.: 13985
Date: April 1, 2020

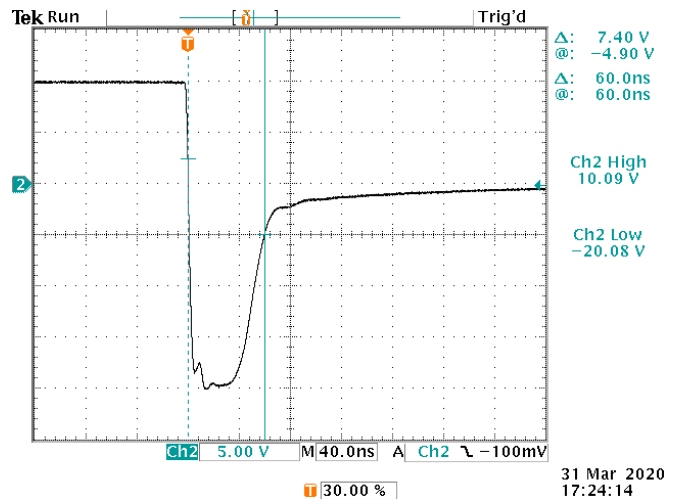
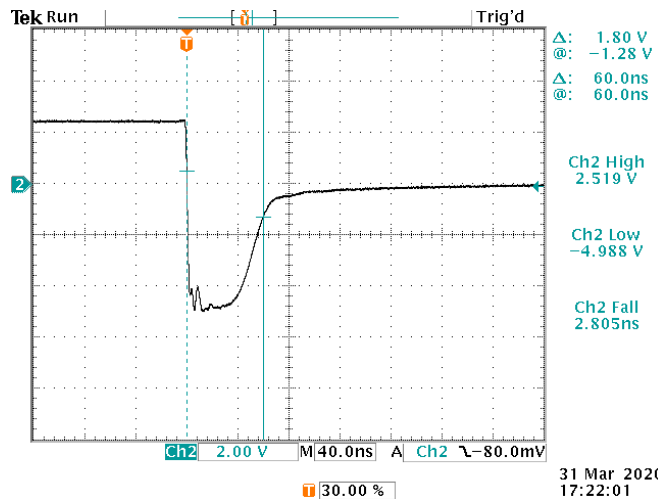
Output Amplitude: to +2A, -4A
Pulse Width (FWHM): 2 – 20 us
Switching Time,
+ to -, 10%-90%: ≤ 4.5 ns
PRF: 1 - 100 Hz
Jitter, Stability: OK
Prime Power: 100-240V AC, 50-60 Hz.

Basic specifications: →

Test Waveforms

With a Vishay US1M-E3/61T installed in the AVX-TRR-DO214AC test jig, connected using the 60 cm / 24" coaxial cable:

Same DUT, with higher currents:



$I_F = +0.5A, I_R = -1A, I_{RR} = -0.25A.$

$I_F = +2A, I_R = -4A, I_{RR} = -1A.$

100 Hz, 20 us PW.

100 Hz, 20 us PW.

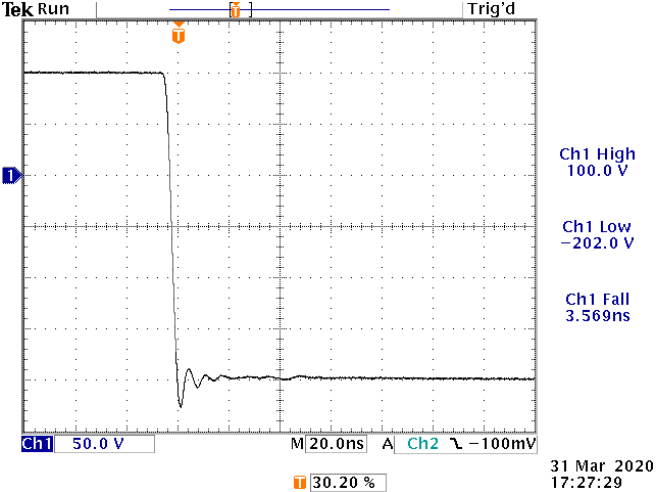
2V (400 mA) / div, 40 ns/div.

5V (1A) / div, 40 ns/div.

Measured $t_{RR} = 60$ ns.

Measured $t_{RR} = 60$ ns.

Mainframe output, with a zero Ohm jumper installed in the AVX-TRR-DO214AC test jig:



31 Mar 2020
17:27:29

50 V / div, 20 ns/div. +100V, -200V.

90% - 10% fall time shown.