

info@avtechpulse.com  
http://www.avtechpulse.com/

Tel: 888-670-8729 (USA & Canada)  
or +1-613-686-6675 (Worldwide)

BOX 5120, LCD MERIVALE  
OTTAWA, CANADA K2C3H5

PERFORMANCE CHECKSHEET

Model: AVX-M4-H  
Type: Current-Quadrupling Pulse Transformer  
S.N.: 14151  
Date: June 24, 2021

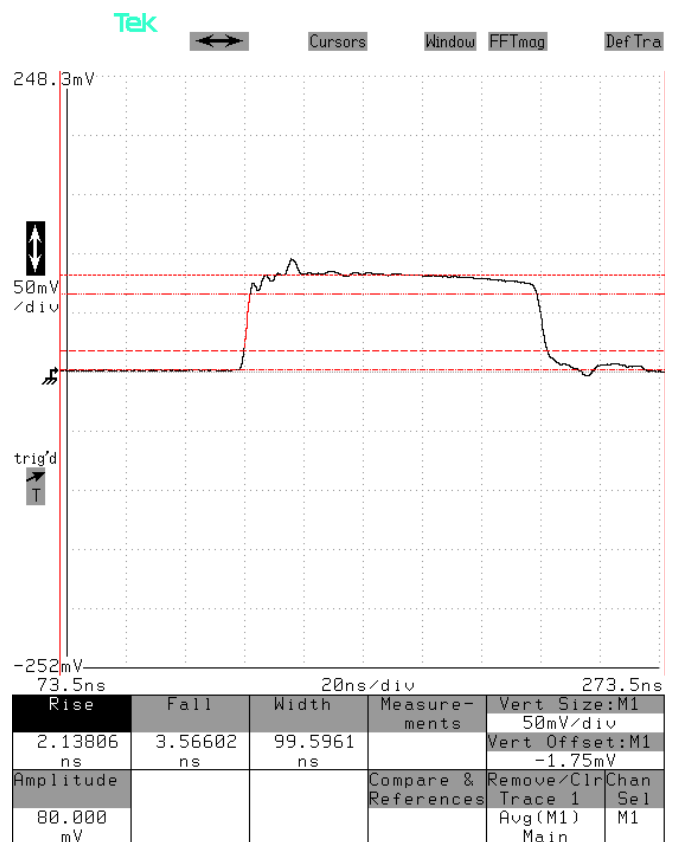
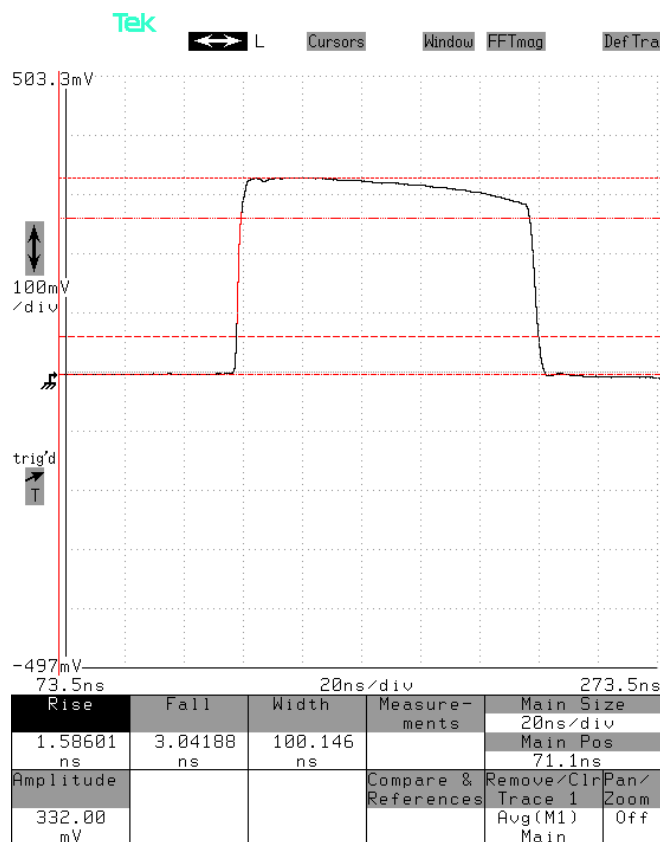
Impedance match: 50 Ω to 3 Ω  
Maximum input: 750V  
Maximum output: 188V / 63A  
Maximum pulse width: 200 ns @ 750V,  
1 us @ 100V  
Rise time (20%-80%): < 5 ns  
Drop: < 5 %

Basic specifications: →

Rise Time Test

Input to AVX-M4-H, generated by AVL-2-B,  
20 ns/div. 100 V/div (100 mV/div × 60 dB):

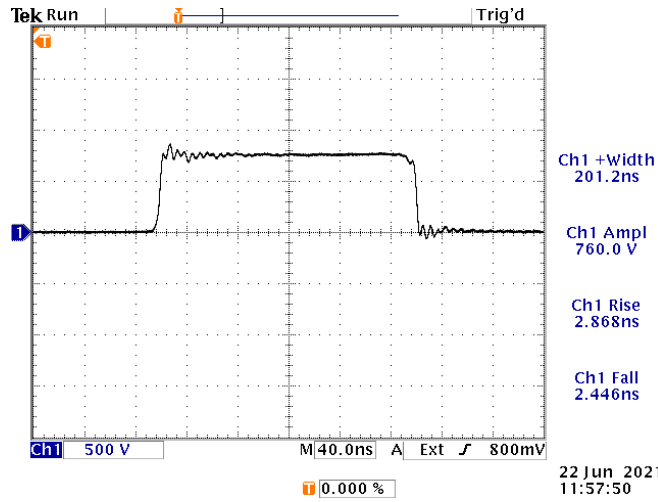
Corresponding output of AVX-M4-H,  
20 ns/div. 50 V/div (50 mV/div × 60 dB):



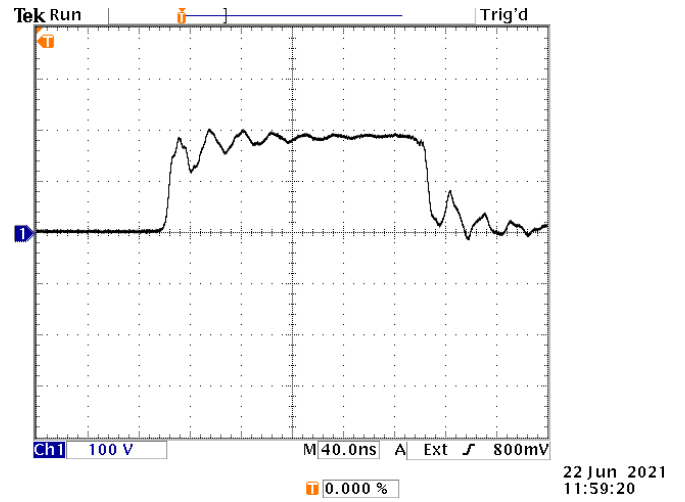
Load impedance = 3.3 Ohms (Ohmite OX series) in parallel with 50 Ohm input impedance of the oscilloscope, for a total of 3.1 Ohms.

## Maximum Amplitude Test

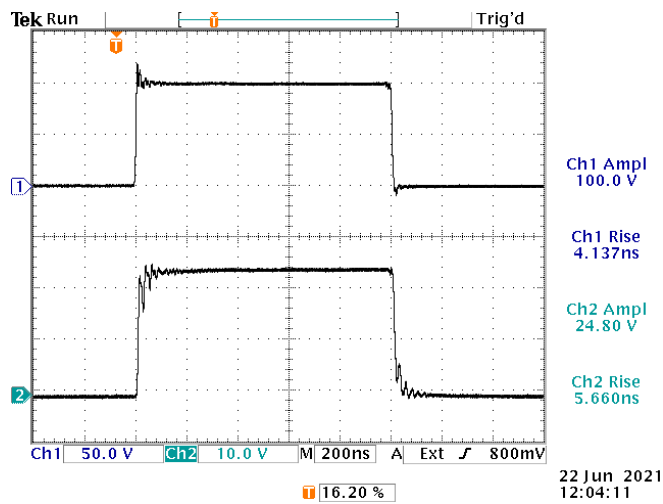
Input to AVX-M4-H, generated by AVRF-7B-B,  
40 ns/div. 500 V/div:



Corresponding output of AVX-M4-H,  
40 ns/div. 100 V/div:



## Maximum Pulse Width Test



Top: +100V / 1 us input (50 V/div, 200 ns/div)  
Bottom: Corresponding output (10 V/div)